



EnteroPluri – Test

*Sistema per l'identificazione delle Enterobacteriaceae
e di altri batteri gram negativi, ossidasi negativi.*

*Identification system of Enterobacteriaceae
and other gram negative, oxidase negative bacteria.*

MANUALE DEI CODICI CODEBOOK

EnteroPluri – *Test*

MANUALE DEI CODICI *CODEBOOK*

Indice / Index

Introduzione / Introduction

Italiano.....	I
English.....	VIII
Deutsch.....	XV

Database di identificazione / Identification database

Interpretazione sigle dei test atipici / Interpretation of atypical test abbreviations....1

Metodo con VP / Method with VP

Enterobacteriaceae.....	2
Ossidasi negativi non fermentanti / Oxidase-negative non fermenters.....	175

Metodo Senza VP / Method without VP

Enterobacteriaceae.....	176
Ossidasi negativi non fermentanti / Oxidase-negative non fermenters.....	216

EnteroPluri-Test

Sistema per l'identificazione delle Enterobacteriaceae e di altri batteri gram negativi, ossidasi negativi.

DESCRIZIONE

EnteroPluri-Test è un sistema a 12 settori contenenti speciali terreni di coltura che permettono l'identificazione delle *Enterobacteriaceae* e di altri batteri gram negativi, ossidasi negativi.

Il sistema permette l'inoculo simultaneo di tutti i terreni presenti nei settori e l'esecuzione di 15 reazioni biochimiche.

Il microorganismo viene identificato valutando il viraggio di colore dei vari terreni di coltura dopo 18-24 ore di incubazione a $36 \pm 1^\circ\text{C}$ e mediante codifica numerica ottenuta dall'interpretazione delle reazioni biochimiche.

CONTENUTO DELLE CONFEZIONI

Ciascuna confezione contiene 10 o 25 **EnteroPluri-Test**, 1 foglio istruzioni ed 1 blocco di moduli per la raccolta dei risultati delle reazioni biochimiche (modulo raccolta dati VP; modulo raccolta dati senza VP).

PRODOTTI NECESSARI NON CONTENUTI

Kovac's Reagent	Ref. 80271
EnteroPluri-Test Manuale dei codici	Ref. 71709
Oxidase test sticks / swabs / discs	Ref. 88029 / 88003 / 88004
VP test EP	Ref. 80281

- Materiale vario per laboratori di microbiologia

CONFIGURAZIONE

Il sistema presenta la configurazione indicata in tabella n°1.

Tabella n°1:

Settore	REAZIONI BIOCHIMICHE
Glucose / Gas	Fermentazione del glucosio e produzione di gas in anaerobiosi
Lysine	Decarbossilazione della lisina in anaerobiosi
Ornithine	Decarbossilazione dell'ornitina in anaerobiosi
H₂S / Indole	Produzione di idrogeno solforato e produzione di indolo
Adonitol	Fermentazione dell'adonitolo
Lactose	Fermentazione del lattosio
Arabinose	Fermentazione dell'arabinosio
Sorbitol	Fermentazione del sorbitolo
VP	Produzione di acetoina (Voges-Proskauer)
Dulcitol / PA	Fermentazione del dulcitol e deaminazione della fenilalanina
Urea	Idrolisi dell'urea
Citrate	Utilizzazione del citrato

PRINCIPIO DEL METODO

EnteroPluri-Test permette di eseguire l'identificazione delle *Enterobacteriaceae* e di altri batteri gram negativi, ossidasi negativi isolati da campioni clinici ed ambientali. L'identificazione si basa su prove biochimiche eseguite su terreni colturali contenenti substrati specifici. La combinazione delle reazioni positive e negative permette la formazione di un codice numerico che consente a sua volta di identificare, con l'aiuto del **Manuale dei codici**, i batteri in esame.

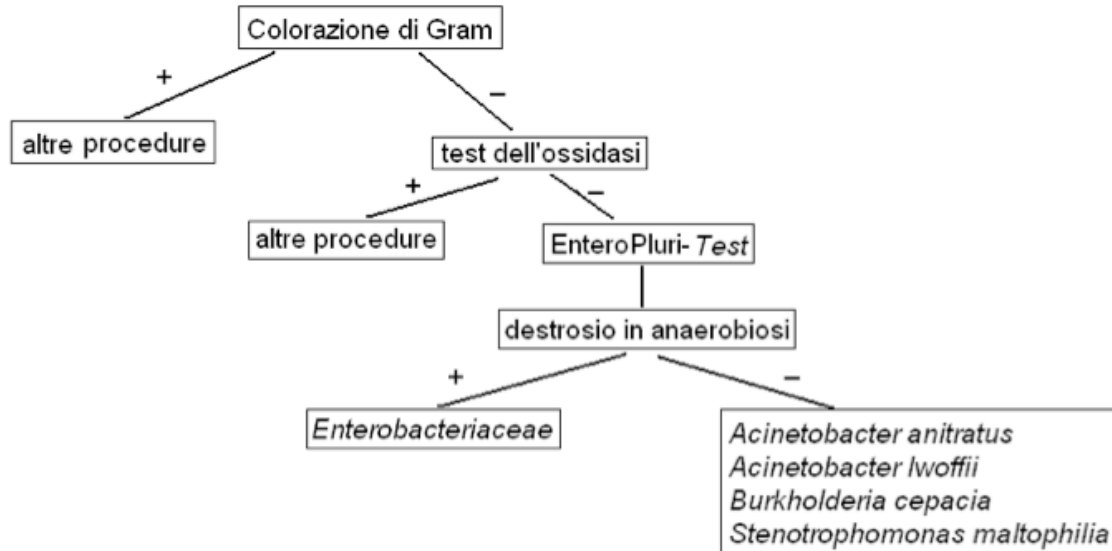
RACCOLTA DEI CAMPIONI

EnteroPluri-Test viene utilizzato per l'identificazione di batteri gram negativi, ossidasi negativi isolati su terreni colturali agarizzati selettivi per l'isolamento delle *Enterobacteriaceae* come: Mac Conkey Agar (MCA), Eosin Methylene Blue Agar (EMBA), Salmonella e Shigella Agar (SSA), Hektoen Enteric Agar (HEA) o su terreni non selettivi.

PROCEDURA DEL TEST

Il microorganismo da identificare deve essere di isolamento recente (18-24 ore); batteri provenienti da colture con più di 48 ore possono dar luogo a risultati non attendibili.

Prima di procedere alla semina del microorganismo in esame, è necessario eseguire la colorazione di gram ed il test dell'ossidasi sullo stesso. Solo batteri gram negativi, ossidasi negativi possono essere seminati sull'**EnteroPluri-Test**. Per la corretta esecuzione di entrambi i test si rimanda ai manuali di batteriologia idonei.



- Prelevare un sistema **EnteroPluri-Test** dalla confezione ed annotarvi: nome identificativo del campione batterico da sottoporre ad identificazione, data di esecuzione ed altre informazioni utili.
- Svitare entrambi i cappucci del sistema. Utilizzando la punta del filo di inoculo, posta sotto il cappuccio bianco e senza flambare, prelevare una colonia ben isolata da un terreno agarizzato selettivo o non selettivo, facendo attenzione a non penetrare nell'agar.
- Inoculare **EnteroPluri-Test** ruotando il filo ed estraendolo attraverso tutti i settori del sistema.
- Reinscrivere il filo con un movimento rotatorio fino alla tacca di rottura; spezzare il filo di inoculo piegandolo in corrispondenza della tacca. La parte del filo che rimane all'interno del sistema mantiene l'ambiente anaerobico necessario per le reazioni dei comparti **Glucose/Gas, Lysine e Ornithine**.
- Utilizzare la parte del filo, rimasta spezzata in mano all'operatore, per bucare la pellicola di plastica in corrispondenza dei fori dei settori **Adonitol, Lactose, Arabinose, Sorbitol, VP, Dulcitol/PA, Urea, Citrate** allo scopo di mantenere un ambiente aerobio.
- Riavvitare entrambi i cappucci e incubare **EnteroPluri-Test** a $36 \pm 1^\circ\text{C}$ per 18-24 ore posizionandolo sulla sua superficie piatta o verticalmente in un portaprovette con il settore **Glucose/Gas** rivolto verso l'alto.

INTERPRETAZIONE DEI RISULTATI

Al termine dell'incubazione:

- Osservare il viraggio di colore dei terreni dei vari settori ed interpretare i risultati servendosi della tabella n°2 ed eventualmente di un **EnteroPluri-Test** non seminato e portato a temperatura ambiente. NOTA: Qualora il settore **Glucose/Gas** non evidenzi alcun cambiamento di colore mentre in alcuni degli altri settori si evidenzia una variazione cromatica, il microorganismo in esame non appartiene alla famiglia delle *Enterobacteriaceae*. Il Manuale dei codici comprende anche molti codici di microrganismi che non fermentano il glucosio in anaerobiosi, tuttavia in alcuni casi possono essere necessarie alcune reazioni biochimiche supplementari per una corretta identificazione di questi non fermentanti.
- Trascrivere i risultati ottenuti nell'apposito modulo di raccolta dati, ad eccezione del test dell'indolo (settore **H₂S/Indole**) e del test di Voges-Proskauer (settore **VP**). Successivamente eseguire i test dell'indolo e di Voges-Proskauer.

Test dell'indolo

Posizionare **EnteroPluri-Test** con la superficie piana rivolta verso l'alto e iniettare con una siringa, forando la pellicola di plastica, 3 o 4 gocce Kovac's Reagent nel settore **H₂S/Indole**.

La reazione positiva è data dalla comparsa entro 10-15 secondi di una colorazione rosa-rosso del reattivo.

Test di Voges-Proskauer

Questo test è obbligatorio in caso di scelta del database con VP; è però possibile eseguirlo come test di conferma, quanto si usa il database senza VP.

Posizionare **EnteroPluri-Test** con la superficie piana rivolta verso l'alto e iniettare con una siringa, forando la pellicola di plastica, 3 gocce di soluzione di alfa-naftolo (Reagente 1) e 2 gocce di idrossido di potassio (Reagente 2). La reazione positiva è data dalla comparsa di una colorazione rossa entro 20 minuti.

- Formare il codice numerico di 5 cifre seguendo le istruzioni riportate nel paragrafo **FORMAZIONE DEL CODICE NUMERICO**.

Risalire quindi all'identificazione batterica servendosi del **Manuale dei codici**.

Tabella n°2:

Settore	REAZIONI BIOCHIMICHE	Colore settore	
		Reazione positiva	Reazione negativa
Glucose / Gas	Fermentazione del glucosio	giallo	rosso
	Produzione di gas	cera staccata	cera adesa
Lysine	Decarbossilazione della lisina	viola	giallo
Ornithine	Decarbossilazione dell'ornitina	viola	giallo
H₂S / Indole	Produzione di idrogeno solforato	nero-marrone	beige
	Produzione di indolo	rosa-rosso	incolore
Adonitol	Fermentazione adonitolo	giallo	rosso
Lactose	Fermentazione lattosio	giallo	rosso
Arabinose	Fermentazione arabinosio	giallo	rosso
Sorbitol	Fermentazione sorbitolo	giallo	rosso
VP	Produzione di acetoina	rosso	incolore
Dulcitol / PA	Fermentazione del dulcitol	giallo	verde
	Deaminazione della fenilalanina	marrone scuro	verde
Urea	Idrolisi dell'urea	porpora	beige
Citrate	Utilizzazione del citrato	blu	verde

FORMAZIONE DEL CODICE NUMERICO: DATABASE CON VP

I 15 test biochimici sono divisi in 5 gruppi contenenti 3 test ed ogni test viene indicato con un valore di positività di 4,2,1.

- Valore 4 : primo test positivo di ogni gruppo (**Glucose, Ornithine, Adonitol, Sorbitol, PA**)
- Valore 2 : secondo test positivo di ogni gruppo (**Gas, H₂S, Lactose, VP, Urea**)
- Valore 1 : terzo test positivo di ogni gruppo (**Lysine, Indole, Arabinose, Dulcitol, Citrate**)
- Valore 0 : ogni test negativo

Addizionando in ogni gruppo i numeri delle reazioni positive, si ottiene un codice a 5 cifre che, servendosi del **Manuale dei codici**, permette di identificare il microrganismo in esame come indicato negli esempi.

ESEMPIO 1

Test	Gruppo 1			Gruppo 2			Gruppo 3			Gruppo 4			Gruppo 5		
	Glucose	Gas	Lysine	Ornithine	H ₂ S	Indole	Adonitol	Lactose	Arabinose	Sorbitol	VP	Dulcitol	PA	Urea	Citrate
Codice di positività	4	2	1	4	2	1	4	2	1	4	2	1	4	2	1
Risultati	+	-	-	-	-	-	-	-	-	-	-	-	+	+	+
Codice	4+0+0=4			0+0+0=0			0+0+0=0			0+0+0=0			4+2+1=7		
CODICE: 40007 IDENTIFICAZIONE: <i>Providencia stuartii</i> - <i>Proteus vulgaris</i> - <i>Proteus mirabilis</i>															

Il codice 40007 ottenuto nel caso sopra esposto si trova nella sezione ENTEROBACTERIACEAE. In corrispondenza del numero si legge quanto segue:

ENTEROBACTERIACEAE (metodo con VP)		
ENTEROBACTERIACEAE (method with VP)		
Codice numerico Code number	Microrganismo Microorganism	Test atipici Atypical test
40007	<i>Providencia stuartii</i>	IND +
	<i>Proteus vulgaris</i>	H ₂ S + . IND +
	<i>Proteus mirabilis</i>	ORN + . H ₂ S +

CONCLUSIONE: il codice 40007 identifica i microrganismi *Providencia stuartii*, *Proteus vulgaris* e *Proteus mirabilis*. È indispensabile effettuare ulteriori test di conferma per ottenere un'identificazione più accurata. Per ciascun microrganismo sono indicati i test atipici corrispondenti. Vengono considerati atipici i risultati dei test biochimici, ottenuti con **EnteroPluri-Test**, che risultano improbabili per una determinata specie in base allo **Schema delle reazioni biochimiche** (Tabella n°4).

ESEMPIO 2

Test	Gruppo 1			Gruppo 2			Gruppo 3			Gruppo 4			Gruppo 5		
	Glucose	Gas	Lysine	Ornithine	H ₂ S	Indole	Adonitol	Lactose	Arabinose	Sorbitol	VP	Dulcitol	PA	Urea	Citrate
Codice di positività	4	2	1	4	2	1	4	2	1	4	2	1	4	2	1
Risultati	+	+	-	+	+	-	-	-	-	-	+	-	+	+	-
Codice	4+2+0=6			4+2+0=6			0+0+0=0			0+2+0=2			4+2+0=6		
CODICE: 66026 IDENTIFICAZIONE: <i>Proteus mirabilis</i>															

Il codice 66026 ottenuto nel caso sopra esposto si trova nella sezione ENTEROBACTERIACEAE. In corrispondenza del numero si legge quanto segue:

ENTEROBACTERIACEAE (metodo con VP)		
ENTEROBACTERIACEAE (method with VP)		
Codice numerico Code number	Microrganismo Microorganism	Test atipici Atypical test
66026	<i>Proteus mirabilis</i>	NONE

CONCLUSIONE: il codice 66026 identifica il microrganismo *Proteus mirabilis*. Nessun test atipico è riscontrato. Non sono necessari ulteriori test di conferma.

FORMAZIONE DEL CODICE NUMERICO: DATABASE SENZA VP

I 14 test biochimici sono divisi in 5 gruppi; il primo gruppo è formato da 2 test, mentre i successivi 4 gruppi sono formati da 3 test, ogni test viene indicato con un valore di positività di 4,2,1.

- Valore 4 : primo test positivo dei gruppi 2, 3, 4, 5 (**Lysine, Indole, Arabinose, PA**)
- Valore 2 : primo test positivo del gruppo 1 e secondo test positivo dei restanti gruppi (**Glucose, Ornithine, Adonitol, Sorbitol, Urea**)
- Valore 1 : secondo test positivo del gruppo 1 e terzo test positivo dei restanti gruppi (**Gas, H₂S, Lactose, Dulcitol, Citrate**)
- Valore 0 : ogni test negativo

Addizionando in ogni gruppo i numeri delle reazioni positive, si ottiene un codice a 5 cifre che, servendosi del **Manuale dei codici** (Database senza VP), permette di identificare il microorganismo in esame come indicato negli esempi.

Un asterisco (*) accanto all'identificazione indica la presenza di un microorganismo raro. Nei casi in cui un microorganismo raro rappresenti la scelta migliore, verificare la purezza dell'isolato e ripetere l'inoculazione. Inoltre, se si riscontra un microorganismo raro come prima scelta e sono elencati anche batteri comuni, occorre eseguire i test di conferma. L'incidenza di questi isolati rari è talmente bassa (spesso inferiore a una volta all'anno), che prima di riportare i risultati occorre escludere un eventuale errore tecnico, come un inoculo misto o leggero.

ESEMPIO 1

Test	Gruppo 1		Gruppo 2			Gruppo 3			Gruppo 4			Gruppo 5			
	Glucose	Gas	Lysine	Ornithine	H ₂ S	Indole	Adonitol	Lactose	Arabinose	Sorbitol	Dulcitol	PA	Urea	Citrate	
Codice di positività	2	1	4	2	1	4	2	1	4	2		1	4	2	1
Risultati	+	+	+	+	-	-	+	-	+	+		-	-	-	+
Codice	2+1=3		4+2+0=6			0+2+0=2			4+2+0=6			0+0+1=1			
CODICE: 36261	IDENTIFICAZIONE: <i>Enterobacter aerogenes</i> – <i>Serratia liquefaciens</i>														

Il codice 36261 ottenuto nel caso esposto si trova nella sezione ENTEROBACTERIACEAE. In corrispondenza del numero si legge quanto segue:

ENTEROBACTERIACEAE (metodo senza VP)		
ENTEROBACTERIACEAE (method without VP)		
Codice numerico Code number	Microrganismo Microorganism	Test atipici Atypical test
36261	<i>Enterobacter aerogenes</i> <i>Serratia liquefaciens</i>	LAC - ADO +

CONCLUSIONE: il codice 36261 identifica i microrganismi *Enterobacter aerogenes* e *Serratia liquefaciens*. È indispensabile effettuare ulteriori test di conferma per ottenere un'identificazione più accurata. Per ciascun microorganismo sono indicati i test atipici corrispondenti. Vengono considerati atipici i risultati dei test biochimici, ottenuti con **EnteroPluri-Test**, che risultano improbabili per una determinata specie in base allo **Schema delle reazioni biochimiche** (Tabella n°4).

ESEMPIO 2

Test	Gruppo 1		Gruppo 2			Gruppo 3			Gruppo 4				Gruppo 5		
	Glucose	Gas	Lysine	Ornithine	H ₂ S	Indole	Adonitol	Lactose	Arabinose	Sorbitol		Dulcitol	PA	Urea	Citrate
Codice di positività	2	1	4	2	1	4	2	1	4	2		1	4	2	1
Risultati	+	+	+	+	-	-	-	-	+	+		-	-	-	+
Codice	2+1=3		4+2+0=6			0+0+0=0			4+2+0=6				0+0+1=1		
CODICE: 36061 IDENTIFICAZIONE: <i>Serratia liquefaciens</i>															

Il codice 36061 ottenuto nel caso esposto si trova nella sezione ENTEROBACTERIACEAE. In corrispondenza del numero si legge quanto segue:

ENTEROBACTERIACEAE (metodo senza VP)

ENTEROBACTERIACEAE (method without VP)

Codice numerico Code number	Microrganismo Microorganism	Test atipici Atypical test
--------------------------------	--------------------------------	-------------------------------

36061

Serratia liquefaciens

NONE

CONCLUSIONE: il codice 36061 identifica il microrganismo *Serratia liquefaciens*. Nessun test atipico è riscontrato. Non sono necessari ulteriori test di conferma.

CONTROLLO QUALITÀ PER L'UTILIZZATORE

Inoculare **EnteroPluri-Test** utilizzando i ceppi batterici di riferimento indicati in tabella n°3.

Per inoculo, incubazione e lettura seguire le istruzioni indicate nel paragrafo **PROCEDURA DEL TEST**.

Tabella n°3:

Microrganismi	Glucose	Gas	Lysine	Ornithine	H ₂ S	Indole	Adonitol	Lactose	Arabinose	Sorbitol	VP	Dulcitol	PA	Urea	Citrate
<i>Escherichia coli</i> - ATCC 25922	+	±	+	+	-	+	-	+	+	+	-	-	-	-	-
<i>Proteus mirabilis</i> - ATCC 25933	+	±	-	+	+	-	-	-	-	-	±	-	+	+	±
<i>Klebsiella pneumoniae</i> - ATCC 13883	+	±	+	-	-	-	+	+	+	+	±	+	-	±	+
<i>Salmonella typhimurium</i> - ATCC 14028	+	±	+	±	+	-	-	-	+	+	-	-	-	-	±
<i>Pseudomonas aeruginosa</i> * - ATCC 27853	-	-	-	-	-	-	-	-	±	-	-	-	-	±	+

(*) *Pseudomonas aeruginosa* è ossidasi positivo e pertanto non incluso nel **Manuale dei codici** dell'**EnteroPluri-Test**.

FATTORI CHE POSSONO INVALIDARE I RISULTATI

- Uso di colture miste.
- Applicazione del sistema a batteri non appartenenti alla famiglia delle *Enterobacteriaceae* o a batteri diversi dai gram negativi, ossidasi negativi.
- Uso di sistemi scaduti.
- Procedura del test diversa da quella suggerita.

PRECAUZIONI

Il prodotto, **EnteroPluri-Test**, non è classificato come pericoloso ai sensi della legislazione vigente né contiene sostanze nocive in concentrazioni $\geq 1\%$, pertanto non richiede la disponibilità della Scheda di Sicurezza. **EnteroPluri-Test** è un dispositivo monouso da usare solo per uso diagnostico *in vitro*, è destinato ad un ambito professionale e deve essere usato in laboratorio da operatori adeguatamente addestrati, con metodi approvati di asepsi e di sicurezza nei confronti degli agenti patogeni.

CONSERVAZIONE

Conservare a 2-8°C al buio nella sua confezione originale, in queste condizioni il prodotto è valido fino alla data di scadenza indicata in etichetta. Non utilizzare oltre questa data. Eliminare se vi sono segni di deterioramento.

ELIMINAZIONE DEL MATERIALE USATO

Dopo l'utilizzazione **EnteroPluri-Test** deve essere decontaminato e smaltito in accordo con le tecniche in uso in laboratorio per la decontaminazione e lo smaltimento del materiale potenzialmente infetto.

BIBLIOGRAFIA

- Bascomb, S., Lapage, S.P., Curtis, M.A., Willcox, W.R.: *J Gen Microbiol* 77, 291-315 (1973).
- Brenner, D.J., Farmer, J.J., Hickmann, F.W., Asbury, M.A., Steigerwalt, A.G.: *Taxonomic and Nomenclature Changes in Enterobacteriaceae*; Washington, DC: U.S. Dept. Of Health, Education and Welfare, Public Health Service, National Centre for Disease Control, 1977.
- Coppel, S.P., Coppel, I.G.: *Am J Clin Pathol* 61, 218 – 222 (1974).
- Murray, Baron, Pfaller, Tenev and Tenover: *Manual of clinical Microbiology* (1999) , 7th Edition.
- Edwin, H.Lenette.: *Manual of clinical Microbiology* (1985), 4th Edition (ASM).
- Dito W. R., Bulmash J., Campbell J., Roberts E. : *A numerical Coding and Identification System for Enterobacteriaceae*. Chicago: American Society of Clinical Pathologists, Commission on Continuing Education, Illinois, 1972.
- Ewing, W. H.: *Differentiation of Enterobacteriaceae by Biochemical Reactions*. Washington, DC: U.S. dept. of Health, Education and Welfare, Public Health Service, National center for Disease Control, 1973.

PRESENTAZIONE

Prodotto	Ref.	Confezione
EnteroPluri-Test	78618	10 test
	78619	25 test

TABELLA DEI SIMBOLI

 IVD Dispositivo medico diagnostico <i>in vitro</i>	 Non riutilizzare	 Fabbricante	 Contenuto sufficiente per <n> saggi	 Limiti di temperatura
 REF Numero di catalogo	 Fragile, maneggiare con cura	 Utilizzare entro	 Attenzione, vedere le istruzioni per l'uso	 LOT Codice del lotto
 Conservare al buio				



LIOFILCHEM® S.r.l.

Via Scozia, Zona Ind.le - 64026, Roseto degli Abruzzi (TE) - ITALY

Tel +39 0858930745 Fax +39 0858930330 Website: www.liofilchem.net E-mail: liofilchem@liofilchem.net



Rev.5 / 29.08.2013

Enteropluri-Test

*Identification system of Enterobacteriaceae
and other gram negative, oxidase negative bacteria.*

DESCRIPTION

Enteropluri-Test is a 12-sector system containing special culture media that permits identification of the *Enterobacteriaceae* and other gram negative, oxidase negative bacteria.

The system allows the simultaneous inoculation of all media present in the sectors and the execution of 15 biochemical reactions.

Microorganism is identified evaluating the colour change of the different culture media after 18-24 hours of incubation at $36 \pm 1^\circ\text{C}$ and by a code number obtained from biochemical reaction interpretation.

CONTENT OF THE PACKAGE

Each package contains 10 or 25 **Enteropluri-Test**, 1 instruction sheet and 1 data chart for biochemical reaction results (form data collection with VP, form data collection without VP)

ITEMS NECESSARY BUT NOT INCLUDED IN THE PACKAGE

Kovac's Reagent	Ref. 80271
Enteropluri-Test Codebook	Ref. 71709
Oxidase test sticks / swabs / discs	Ref. 88029 / 88003 / 88004
VP test EP	Ref. 80281

- Sundry microbiology laboratory materials

CONFIGURATION

The configuration of the system is shown in Table no. 1.

Table no. 1:

Sector	BIOCHEMICAL REACTIONS
Glucose/Gas	Glucose fermentation and gas production in anaerobiosis
Lysine	Lysine decarboxylation in anaerobiosis
Ornithine	Ornithine decarboxylation in anaerobiosis
H₂S/ Indole	Hydrogen sulphide production and indole test
Adonitol	Adonitol fermentation
Lactose	Lactose fermentation
Arabinose	Arabinose fermentation
Sorbitol	Sorbitol fermentation
VP	Acetoin production (Voges-Proskauer)
Dulcitol/PA	Dulcitol fermentation and phenylalanine deamination
Urea	Urea hydrolysis
Citrate	Citrate utilization

PRINCIPLE OF THE METHOD

Enteropluri-Test makes possible the identification of the *Enterobacteriaceae* and other gram negative, oxidase negative bacteria isolated from clinical and environmental samples.

The identification is based on biochemical tests performed on culture media containing specific substrates. The combination of positive and negative reactions allows to build up a code number that permits to identify bacteria by using the **Codebook**.

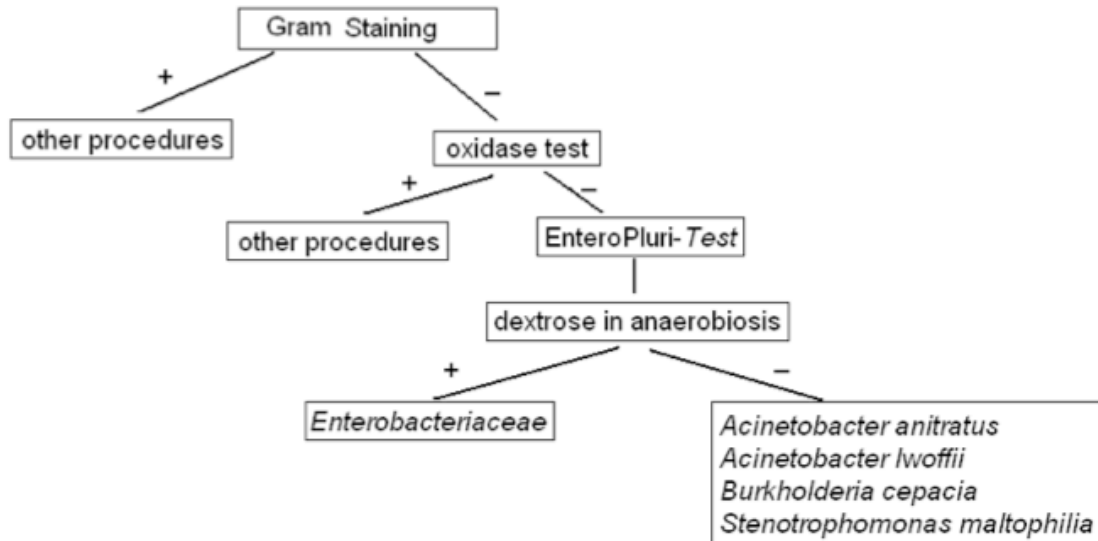
SAMPLE COLLECTION

Enteropluri-Test is used for identification of gram negative, oxidase negative bacteria isolated in selective culture media for *Enterobacteriaceae* growth as: Mac Conkey Agar (MCA), Eosin Methylene Blue Agar (EMBA), Salmonella and Shigella Agar (SSA), Hektoen Enteric Agar (HEEA), or in not selective culture media.

TEST PROCEDURE

The microorganism to be identified should be recently isolated (18-24 hours): bacteria from cultures older than 48 hours can provide unreliable results.

Before inoculating the microorganism to be identified, it's compulsory to perform a gram staining and oxidase test on the microorganism. Only gram negative, oxidase negative bacteria should be inoculated on **EnteroPluri-Test**. For the correct performance of both tests please consult appropriate bacteriology manuals.



- Pick up an **EnteroPluri-Test** system from the package and note identifier name of bacterial strain to submit to identification, date of test and other useful information.
- Remove both caps of the system. Using the tip of inoculating needle, placed under the white cap, and without flaming, pick up a well isolated colony from a selective or non selective agar medium, without penetrating into the agar.
- Inoculate **EnteroPluri-Test** turning and withdrawing the needle throughout the sectors of the system.
- Reinsert the needle with a turning movement until the breakage notch; break the inoculating needle folding it in correspondence with the notch. The portion of the needle remaining inside the system keeps anaerobic conditions necessary for reactions of the sectors **Glucose/Gas**, **Lysine** and **Ornithine**.
- Use the broken portion of the needle, remained in the user hands, to punch the plastic film in correspondence of the holes of the sectors **Adonitol**, **Lactose**, **Arabinose**, **Sorbitol**, **VP**, **Dulcitol/PA**, **Urea**, **Citrate** in order to support aerobic growth.
- Screw again both caps and incubate **EnteroPluri-Test** at $36 \pm 1^\circ\text{C}$ for 18-24 hours, putting it on its flat surface or vertically in a test-tube holder with the sector Glucose/Gas pointing upward.

INTERPRETATION OF RESULTS

At the end of incubation:

- Observe the change in colour of culture media in the different sectors and interpret results using the table no. 2 and, in case, an **EnteroPluri-Test** not inoculated and kept at room temperature.
NOTE: if there is no change in colour in the sector **Glucose/Gas** while in some other sectors there are chromatic changes, the microorganism under test does not belong to the family of *Enterobacteriaceae*. The **Codebook** also includes many codes of microorganisms that do not ferment glucose in anaerobiosis, but sometimes some additional biochemical reactions may be necessary for a correct identification of these nonfermenters.
- Record the obtained results on the enclosed data chart, except Indole test (sector **H₂S/Indole**) and Voges-Proskauer test (sector **VP**). Then perform Indole and Voges-Proskauer tests.

Indole test

Lay **Enteropluri-Test** with its flat surface pointing upward and, by punching the plastic film, inject with a syringe 3 or 4 drops of Kovac's Reagent in the sector **H₂S/Indole**.

The reaction is positive if a pink-red colour develops in the added reagent within 10-15 seconds.

Voges-Proskauer test

This test is required if you choose the database with VP, it is possible to run as a confirmatory test, when it uses the database without VP.

Lay **Enteropluri-Test** with its flat surface pointing upward and, by punching the plastic film, inject with a syringe 3 drops of α-naphtol (Reagent 1) and 2 drops of potassium hydroxide (Reagent 2).

The reaction is positive if a red colour develops within 20 minutes.

- Form the 5-digit code following the instructions provided in the paragraph **CODE NUMBER FORMING**. Identify the bacterium using the **Codebook**.

Table no. 2:

Sector	BIOCHEMICAL REACTIONS	Sector colour	
		Positive reaction	Negative reaction
Glucose / Gas	Glucose fermentation	yellow	red
	Gas production	lifted wax	overlying wax
Lysine	Lysine decarboxylation	violet	yellow
Ornithine	Ornithine decarboxylation	violet	yellow
H₂S / Indole	Hydrogen sulphide production	black-brown	beige
	Indole test	pink-red	colourless
Adonitol	Adonitol fermentation	yellow	red
Lactose	Lactose fermentation	yellow	red
Arabinose	Arabinose fermentation	yellow	red
Sorbitol	Sorbitol fermentation	yellow	red
VP	Acetoin production	red	colourless
Dulcitol/PA	Dulcitol fermentation	yellow	green
	Phenylalanine deamination	dark brown	green
Urea	Urea hydrolysis	purple	beige
Citrate	Citrate utilisation	blue	green

CODE NUMBER FORMING: DATABASE WITH VP

The 15 biochemical tests are divided into 5 groups each containing 3 tests and each one is indicated with a positivity value of 4, 2, 1.

- Value 4 : first test positive in each group (**Glucose, Ornithine, Adonitol, Sorbitol, PA**)
- Value 2 : second test positive in each group (**Gas, H₂S, Lactose, VP, Urea**)
- Value 1 : third test positive in each group (**Lysine, Indole, Arabinose, Dulcitol, Citrate**)
- Value 0 : every negative test

Adding the number of positive reactions in each group, it is obtainable a 5 digit code which, by the use of the **Codebook**, allows the identification of the microorganism under examination as in the following examples.

EXAMPLE 1

Test	Group 1			Group 2			Group 3			Group 4			Group 5		
	Glucose	Gas	Lysine	Ornithine	H ₂ S	Indole	Adonitol	Lactose	Arabinose	Sorbitol	VP	Dulcitol	PA	Urea	Citrate
Positivity code	4	2	1	4	2	1	4	2	1	4	2	1	4	2	1
Results	+	-	-	-	-	-	-	-	-	-	-	-	+	+	+
Code	4+0+0=4			0+0+0=0			0+0+0=0			0+0+0=0			4+2+1=7		
CODICE: 40007 IDENTIFICATION: <i>Providencia stuartii</i> - <i>Proteus vulgaris</i> - <i>Proteus mirabilis</i>															

The code 40007 obtained in the above example is located in section ENTEROBACTERIACEAE. At the number read as follow:

ENTEROBACTERIACEAE (metodo con VP)		
ENTEROBACTERIACEAE (method with VP)		
Codice numerico Code number	Microrganismo Microorganism	Test atipici Atypical test
40007	<i>Providencia stuartii</i>	IND +
	<i>Proteus vulgaris</i>	H ₂ S + . IND +
	<i>Proteus mirabilis</i>	ORN + . H ₂ S +

CONCLUSION: the code 40007 identifies the microorganisms *Providencia stuartii*, *Proteus vulgaris* and *Proteus mirabilis*. Confirmatory test should be carried out to obtain an accurate identification. For each microorganism are indicated the corresponding atypical tests. Any biochemical test result, obtained with **EnteroPluri-Test**, which is improbable for a given species, when compared with the **Table of biochemical reactions** (Table no. 4), is considered an atypical test.

EXAMPLE 2

Test	Group 1			Group 2			Group 3			Group 4			Group 5		
	Glucose	Gas	Lysine	Ornithine	H ₂ S	Indole	Adonitol	Lactose	Arabinose	Sorbitol	VP	Dulcitol	PA	Urea	Citrate
Positivity code	4	2	1	4	2	1	4	2	1	4	2	1	4	2	1
Results	+	+	-	+	+	-	-	-	-	-	+	-	+	+	-
Code	4+2+0=6			4+2+0=6			0+0+0=0			0+2+0=2			4+2+0=6		
CODICE: 66026 IDENTIFICATION: <i>Proteus mirabilis</i>															

The code 66026 obtained in the above example is located in section ENTEROBACTERIACEAE. At the number read as follow:

ENTEROBACTERIACEAE (metodo con VP)		
ENTEROBACTERIACEAE (method with VP)		
Codice numerico Code number	Microrganismo Microorganism	Test atipici Atypical test
66026	<i>Proteus mirabilis</i>	NONE

CONCLUSION: the code 66026 identifies the microorganism *Proteus mirabilis*. No atypical test found. Confirmatory tests are not necessary.

CODE NUMBER FORMING: DATABASE WITHOUT VP

The 14 biochemical tests are divided into 5 groups: the first group consists of 2 tests, while the following 4 groups are formed from 3 tests, each test is indicated with a value of positivity of 4,2,1.

- Value 4 : first test positive in groups 2, 3, 4 and 5 (**Lysine, Indole, Arabinose, PA**)
- Value 2 : first test positive in first group and second test positive in remaining groups (**Glucose, Ornithine, Adonitol, Sorbitol, Urea**)
- Value 1 : second test positive in first group and third test positive in remaining groups (**Gas, H₂S, Lactose, Dulcitol, Citrate**)
- Value 0 : every negative test

Adding the number of positive reactions in each group, it is obtainable a 5 digit code which, by the use of the **Codebook** (Database without VP), allows the identification of the microorganism under examination as in the following examples.

An asterisk (*) next to the identification indicates the presence of a rare organism. If a rare organism is the best choice, check the purity of the isolate and repeat the inoculation. Also, if a rare organism is encountered as the first choice, and common microbes are also listed, confirmatory tests must be done. The frequency of occurrence of these rare isolates is so low (often less than once per year) that a technical error such as a mixed or light inoculum should be ruled out before reporting the results.

EXAMPLE 1

Test	Group 1		Group 2			Group 3			Group 4			Group 5		
	Glucose	Gas	Lysine	Ornithine	H ₂ S	Indole	Adonitol	Lactose	Arabinose	Sorbitol	Dulcitol	PA	Urea	Citrate
Positivity code	2	1	4	2	1	4	2	1	4	2	1	4	2	1
Results	+	+	+	+	-	-	+	-	+	+	-	-	-	+
Code	2+1=3		4+2+0=6			0+2+0=2			4+2+0=6			0+0+1=1		
CODICE: 36261 IDENTIFICATION: <i>Enterobacter aerogenes</i> – <i>Serratia liquefaciens</i>														

The code 36261 obtained in the above example is located in section ENTEROBACTERIACEAE. At the number read as follow:

ENTEROBACTERIACEAE (metodo senza VP)		
ENTEROBACTERIACEAE (method without VP)		
Codice numerico Code number	Microrganismo Microorganism	Test atipici Atypical test
36261	<i>Enterobacter aerogenes</i> <i>Serratia liquefaciens</i>	LAC - ADO +

CONCLUSION: the code 36261 identifies the microorganism *Enterobacter aerogenes* and *Serratia liquefaciens*. Confirmatory test should be carried out to obtain an accurate identification. For each microorganism are indicated the corresponding atypical tests. Any biochemical test result, obtained with **EnteroPluri-Test**, which is improbable for a given species, when compared with the **Table of biochemical reactions** (Table no. 4), is considered an atypical test.

EXAMPLE 2

Test	Group 1		Group 2			Group 3			Group 4				Group 5		
	Glucose	Gas	Lysine	Ornithine	H ₂ S	Indole	Adonitol	Lactose	Arabinose	Sorbitol		Dulcitol	PA	Urea	Citrate
Positivity code	2	1	4	2	1	4	2	1	4	2		1	4	2	1
Results	+	+	+	+	-	-	-	-	+	+		-	-	-	+
Code	2+1=3		4+2+0=6			0+0+0=0			4+2+0=6				0+0+1=1		
CODICE: 36061 IDENTIFICATION: <i>Serratia liquefaciens</i>															

The code 36061 obtained in the above example is located in section ENTEROBACTERIACEAE. At the number read as follow:

ENTEROBACTERIACEAE (metodo senza VP)		
ENTEROBACTERIACEAE (method without VP)		
Codice numerico Code number	Microrganismo Microorganism	Test atipici Atypical test
36061	<i>Serratia liquefaciens</i>	NONE

CONCLUSION: the code 36061 identifies the microorganism *Serratia liquefaciens*. No atypical test found. Confirmatory tests are not necessary.

USER QUALITY CONTROL

Inoculate **EnteroPluri-Test** using the reference bacterial strains indicated in the table n°3. For inoculation, incubation and reading please follow the instructions indicated in the paragraph **TEST PROCEDURE**.

Table n°3:

Microrganismi	Glucose	Gas	Lysine	Ornithine	H ₂ S	Indole	Adonitol	Lactose	Arabinose	Sorbitol	VP	Dulcitol	PA	Urea	Citrate
<i>Escherichia coli</i> - ATCC 25922	+	±	+	+	-	+	-	+	+	+	-	-	-	-	-
<i>Proteus mirabilis</i> - ATCC 25933	+	±	-	+	+	-	-	-	-	-	±	-	+	+	±
<i>Klebsiella pneumoniae</i> - ATCC 13883	+	±	+	-	-	-	+	+	+	+	±	+	-	±	+
<i>Salmonella typhimurium</i> - ATCC 14028	+	±	+	±	+	-	-	-	+	+	-	-	-	-	±
<i>Pseudomonas aeruginosa</i> * - ATCC 27853	-	-	-	-	-	-	-	-	±	-	-	-	-	±	+

(*) *Pseudomonas aeruginosa* is oxidase positive, therefore it is not included in the **EnteroPluri-Test Codebook**.

FACTORS THAT MAY INVALIDATE THE RESULTS

- Use of mixed cultures.
- Application of the method to bacteria not belonging to the family of *Enterobacteriaceae* or to non gram negative, oxidase negative bacteria.
- Use of expired systems.
- Test procedure different from the one suggested.

PRECAUTION

The product, **EnteroPluri-Test**, cannot be classified as hazardous under current legislation and does not contain harmful substances in concentrations $\geq 1\%$. It therefore does not require a Safety Data Sheet to be available. **EnteroPluri-Test** is a disposable device to be used only for *in vitro* diagnostic use; it is intended for use in a professional environment and should be used in laboratory by properly trained personnel, using approved asepsis and safety methods for handling pathogenic agents.

STORAGE

Store at 2-8°C away from light. In such conditions, the product will remain valid until the expiry date indicated on the label. Do not use beyond that date. Eliminate without using them if there are signs of deterioration.

DISPOSAL OF USED MATERIAL

After use, **EnteroPluri-Test** should be decontaminated and disposed off in accordance with the techniques used in the laboratory for decontamination and disposal of potentially infected material.












BIBLIOGRAPHY

- Bascomb, S., Lapage, S.P., Curtis, M.A., Willcox, W.R.: *J Gen Microbiol* 77, 291-315 (1973).
- Brenner, D.J., Farmer, J.J., Hickmann, F.W., Asbury, M.A., Steigerwalt, A.G.: *Taxonomic and Nomenclature Changes in Enterobacteriaceae*; Washington, DC: U.S. Dept. Of Health, Education and Welfare, Public Health Service, National Centre for Disease Control, 1977.
- Coppel, S.P., Coppel, I.G.: *Am J Clin Pathol* 61, 218 – 222 (1974).
- Murray, Baron, Pfaller, Tenorev and Tenover: *Manual of clinical Microbiology* (1999) , 7th Edition.
- Edwin, H.Lenette.: *Manual of clinical Microbiology* (1985), 4th Edition (ASM).
- Dito W. R., Bulmash J., Campbell J., Roberts E. : *A numerical Coding and Identification System for Enterobacteriaceae*. Chicago: American Society of Clinical Pathologists, Commission on Continuing Education, Illinois, 1972.
- Ewing, W. H.: *Differentiation of Enterobacteriaceae by Biochemical Reactions*. Washington , DC: U.S. dept. of Health , Education and Welfare, Public Health Service, National center for Disease Control, 1973.
- *EnteroPluri-Test* Archivio Liofilchem, Marzo 2005.

PRESENTATION

Product	Ref.	Package
EnteroPluri-Test	78618	10 tests
	78619	25 tests

TABLE OF SYMBOLS

 IVD In Vitro Diagnostic Medical Device	 Do not reuse	 Manufacturer	 Contains sufficient for <n> tests	 Temperature limitation
 REF Catalogue number	 Fragile, handle with care	 Use by	 Caution, consult accompanying documents	 LOT Batch code
 Store away from light				



LIOFILCHEM® S.r.l.

Via Scozia, Zona Ind.le - 64026, Roseto degli Abruzzi (TE) - ITALY

Tel +39 0858930745 Fax +39 0858930330 Website: www.liofilchem.net E-mail: liofilchem@lioilchem.net



Rev.5 / 29.08.2013

EnteroPluri-Test

Identifikationssystem für *Enterobacteriaceae*
und andere Gram-negative, Oxidase-negative Bakterien.

BESCHREIBUNG

Der **EnteroPluri-Test** ist ein 12-Kammer System, welches spezielle Kulturmedien zur Identifizierung von *Enterobacteriaceae* und anderen Gram-negativen, Oxidase-negativen Bakterien enthält.

Das System erlaubt die gleichzeitige Inokulation aller in den Kammern enthaltenen Medien und die Durchführung 15 biochemischer Reaktionen.

Die Identifizierung der Mikroorganismen erfolgt über die Farbveränderung der unterschiedlichen Medien nach einer Inkubation von 18-24 Std. bei 36 °C ± 1 °C und durch einen Zahlencode, der durch Interpretation der biochemischen Reaktionen ermittelt wird.

PACKUNGSIHALT

Jede Packung enthält 10 oder 25 **EnteroPluri-Tests**, eine Gebrauchsanleitung und einen Auswertebogen für die Erfassung der biochemischen Ergebnisse (Formular Datenauswertung mit VP-Reaktion, Formular Datenauswertung ohne VP-Reaktion).

NOTWENDIGE MATERIALIEN – NICHT IM LIEFERUMFANG ENTHALTEN

Kovac's Reagent	Ref. 80271
EnteroPluri-Test Codebook	Ref. 71709
Oxidase test sticks / swabs / discs	Ref. 88029 / 88003 / 88004
VP test EP	Ref. 80281

- Verschiedene mikrobiologische Labormaterialien

KONFIGURATION

Die Konfiguration des Tests ist in Tabelle 1 dargestellt.

Tabelle 1:

Sektor	BIOCHEMISCHE REAKTIONEN
Glucose/Gas	Glukose-Fermentation und Gasbildung unter Anaerobiose
Lysine	Lysin-Decarboxylierung unter Anaerobiose
Ornithine	Ornithin-Decarboxylierung unter Anaerobiose
H₂S/ Indole	Schwefelwasserstoffbildung und Indol-Test
Adonitol	Adonitol-Fermentation
Lactose	Laktose-Fermentation
Arabinose	Arabinose-Fermentation
Sorbitol	Sorbitol-Fermentation
VP	Acetoin-Bildung (Voges-Proskauer)
Dulcitol/PA	Dulcitol-Fermentation und Phenylalanin-Deaminierung
Urea	Harnstoff-Hydrolyse
Citrate	Citrat-Verwertung

TESTPRINZIP

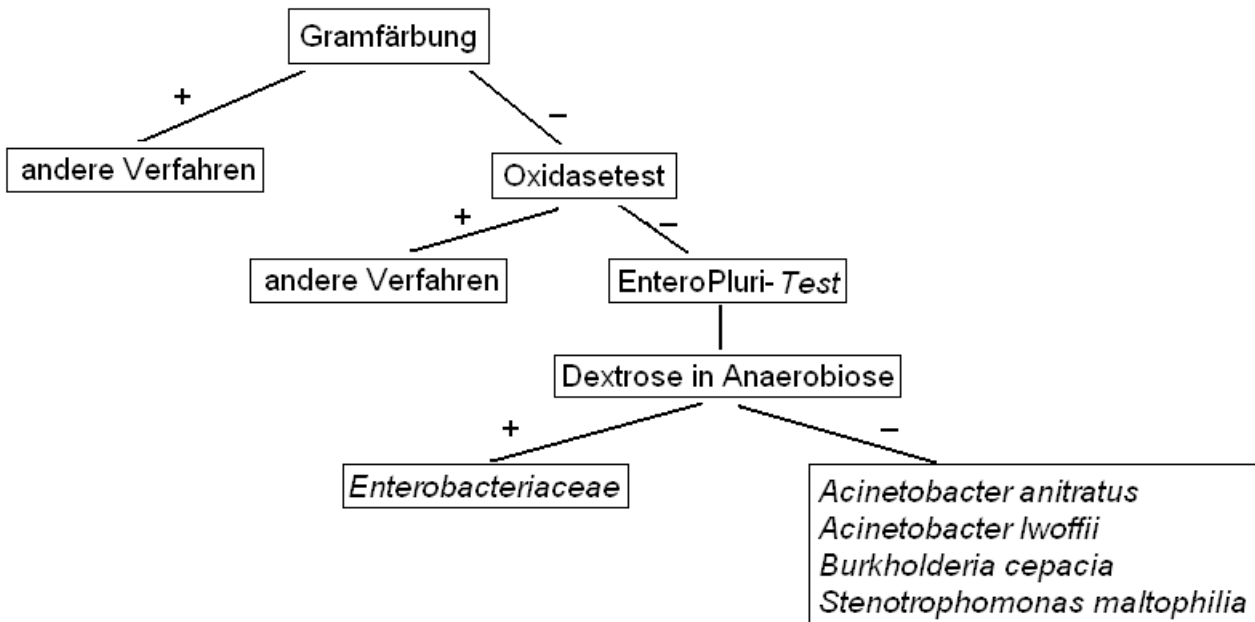
Der **EnteroPluri-Test** ermöglicht die Identifikation von *Enterobacteriaceae* und anderen Gram-negativen, Oxidase-negativen Bakterien aus klinischen Isolaten und Umweltproben. Die Identifizierung basiert auf den biochemischen Tests mit spezifischen Substraten in den Kulturmedien. Die Kombination aus positiven und negativen Reaktionen ermöglicht die Generierung eines Zahlencodes zur Identifizierung der Bakterien mit Hilfe des **Codebuchs**.

PROBENGEWINNUNG

Der **EnteroPluri-Test** dient der Identifizierung von Gram-negativen, Oxidase-negativen Bakterien, welche auf Selektivmedien für *Enterobacteriaceae* angezogen wurden: MacConkey Agar (MCA), Eosin Methylene Blau Agar (EMBA), Salmonella und Shigella Agar (SSA), Hektoen Enteric Agar (HEEA) oder von nicht-selektiven Kulturmedien.

DURCHFÜHRUNG

Die zu untersuchenden Mikroorganismen sollten frisch isoliert sein (18-24 h): die Verwendung von Bakterien aus Kulturen, die älter als 48 Stunden sind, kann zu unglaublichen Ergebnissen führen. Vor der Inokulation ist es notwendig, eine Gramfärbung und einen Oxidase-Test mit den betreffenden Mikroorganismen durchzuführen. Nur Gram-negative, Oxidase-negative Mikroorganismen sollten mit dem **EnteroPluri-Test** verwendet werden. Für die korrekte Durchführung beider Tests bitte geeignete mikrobiologische Literatur heranziehen.



- Ein **EnteroPluri**-System aus der Verpackung entnehmen und mit zu identifizierendem Bakterienstamm, Testdatum oder anderen nützlichen Informationen beschriften.
- Beide Verschlusskappen entfernen. Mit Hilfe der Inokulationsnadel unter der weißen Kappe ohne Abflammen eine gut isolierte Kolonie von einem selektiven oder nicht-selektiven Agar entnehmen, ohne in den Agar zu stechen.
- Den **EnteroPluri-Test** inokulieren, indem die Inokulationsnadel mit einer Drehbewegung durch alle Kammern des Systems gezogen wird.
- Die Nadel mit einer Drehbewegung bis zur Sollbruchstelle zurückdrehen und abbrechen. Das Bruchstück der Nadel im System erhält anaerobe Bedingungen für die Reaktionen der Sektoren **Glucose/Gas, Lysine** und **Ornithine**.
- Den abgebrochenen Teil der Nadel zum Durchstechen des Plastikfilms der Sektoren **Adonitol, Lactose, Arabinose, Sorbitol, VP, Dulcitol/PA, Urea, Citrate** verwenden, um aerobes Wachstum zu ermöglichen.
- Verschlusskappen aufschrauben und den **EnteroPluri-Test** bei $36 \pm 1^\circ\text{C}$ für 18-24 Stunden inkubieren, indem der Test auf die flache Seite gelegt wird oder vertikal mit dem Sektor Glukose/Gas nach oben, in einem Reagenzglasständer gestellt wird.

INTERPRETATION DER ERGEBNISSE

Am Ende der Inkubationszeit:

- Den Farbumschlag der Kulturmedien in den unterschiedlichen Sektoren begutachten und die Ergebnisse mit Hilfe der Tabelle 2 und evtl. einem nicht-inokulierten **EnteroPluri-Test**, der bei Raumtemperatur aufbewahrt wurde, interpretieren.
HINWEIS: Wenn kein Farbumschlag im Sektor **Glucose/Gas** stattgefunden hat, während in einigen anderen Sektoren chromatische Veränderungen stattgefunden haben, gehört der getestete Mikroorganismus nicht zur Gruppe der *Enterobacteriaceae*. Das **Codebuch** enthält auch viele Codes für Mikroorganismen, die Glukose unter Anaerobiose nicht fermentieren, aber manchmal sind zusätzliche biochemische Reaktionen notwendig, um diese Non-Fermenter korrekt zu identifizieren.
- Erhaltene Ergebnisse außer Indol-Test (Sektor **H₂S/Indole**) und Voges-Proskauer-Test (Sektor **VP**) im beigefügten Datenerfassungsformular eintragen. Dann Indol-Test und Voges-Proskauer-Test durchführen.

Indol-Test

Den **Enteropluri-Test** mit der flachen Seite nach oben hinlegen. Plastikfilm mit einer Nadel durchstechen und mit einer Spritze 3-4 Tropfen Kovac's Reagenz in den Sektor **H₂S/Indole** geben. Die Reaktion ist positiv, wenn eine pink-rote Verfärbung innerhalb von 10-15 Sekunden nach Zugabe des Reagenzes entsteht.

Voges-Proskauer-Test

Dieser Test ist erforderlich, wenn die Datenbank mit VP gewählt wird. Wenn die Datenbank ohne VP gewählt wird, kann dieser Test zur Bestätigung durchgeführt werden.

Den **Enteropluri-Test** mit der flachen Seite nach oben hinlegen. Plastikfilm mit einer Nadel durchstechen und mit einer Spritze 3 Tropfen α -Naphthol (Reagenz 1) und 2 Tropfen Kaliumhydroxid (Reagenz 2) zugeben.

Die Reaktion ist positiv, wenn innerhalb von 20 Minuten eine Rotfärbung auftritt.

- Den 5-stelligen Code mit den im Abschnitt **BILDUNG DES ZAHLENCODES** folgenden Anweisungen erstellen: Bakterium mit Hilfe des **Codebuches** identifizieren.

Tabelle 2:

Sektor	BIOCHEMICAL REACTIONS	Sektorfarbe	
		Positive Reaktion	Negative Reaktion
Glucose / Gas	Glukose-Fermentation	gelb	rot
	Gas-Produktion	Wachs angehoben	Wachs aufliegend
Lysine	Lysin-Decarboxylierung	violett	gelb
Ornithine	Ornithin-Decarboxylierung	violett	gelb
H₂S / Indole	Schwefelwasserstoffbildung	Schwarz-braun	beige
	Indol-Test	pink-rot	farblos
Adonitol	Adonitol-Fermentation	gelb	rot
Lactose	Laktose-Fermentation	gelb	rot
Arabinose	Arabinose-Fermentation	gelb	rot
Sorbitol	Sorbitol-Fermentation	gelb	rot
VP	Acetoin-Produktion	rot	farblos
Dulcitol/PA	Dulcitol-Fermentation	gelb	grün
	Phenylalanin-Deaminierung	dunkelbraun	grün
Urea	Harnstoff-Hydrolyse	purpur	beige
Citrate	Citrat-Verwertung	blau	grün

BILDUNG DES ZAHLENCODES: DATENBANK MIT VP

Die 15 biochemischen Tests sind in 5 Gruppen unterteilt, von denen jede Gruppe 3 Tests enthält. Jede ist mit einem positiven Betrag von 4,2,1 bewertet.

- Betrag 4 : Erster Test der Gruppe positiv (**Glucose, Ornithine, Adonitol, Sorbitol, PA**)
- Betrag 2 : Zweiter Test der Gruppe positiv (**Gas, H₂S, Lactose, VP, Urea**)
- Betrag 1 : Dritter Test der Gruppe positiv (**Lysine, Indole, Arabinose, Dulcitol, Citrate**)
- Betrag 0 : Jeder Test negativ

Die Addition der Zahlen der positiven Reaktionen in jeder Gruppe erzielt einen 5-stelligen Code, der mit Hilfe des **Codebuches** die Identifikation der untersuchten Mikroorganismen, wie in den folgenden Beispielen gezeigt, ermöglicht.

BEISPIEL 1

Test	Gruppe 1			Gruppe 2			Gruppe 3			Gruppe 4			Gruppe 5		
	Glucose	Gas	Lysine	Ornithine	H ₂ S	Indole	Adonitol	Lactose	Arabinose	Sorbitol	VP	Dulcitol	PA	Urea	Citrate
Positivitätscode	4	2	1	4	2	1	4	2	1	4	2	1	4	2	1
Ergebnisse	+	-	-	-	-	-	-	-	-	-	-	-	+	+	+
Code	4+0+0=4			0+0+0=0			0+0+0=0			0+0+0=0			4+2+1=7		
CODICE: 40007 IDENTIFIKATION: <i>Providencia stuartii</i> - <i>Proteus vulgaris</i> - <i>Proteus mirabilis</i>															

Der Code 40007 aus dem obigen Beispiel ist in der Sektion ENTEROBACTERIACEAE zu finden. Bei der Ziffer ist wie folgt abzulesen:

ENTEROBACTERIACEAE (metodo con VP)		
ENTEROBACTERIACEAE (method with VP)		
Codice numerico Code number	Microrganismo Microorganism	Test atipici Atypical test
40007	<i>Providencia stuartii</i>	IND +
	<i>Proteus vulgaris</i>	H ₂ S + . IND +
	<i>Proteus mirabilis</i>	ORN + . H ₂ S +

ERGEBNIS: Der Code 40007 identifiziert die Organismen *Providencia stuartii*, *Proteus vulgaris* und *Proteus mirabilis*. Für eine akkurate Identifizierung sollten Bestätigungstests durchgeführt werden. Für jeden Organismus sind die atypischen Testergebnisse angegeben. Jedes biochemische Testergebnis, welches mit dem **EnteroPluri-Test** erzielt wird, das unwahrscheinlich für die erhaltene Spezies ist, wenn es mit der **Tabelle der biochemischen Reaktionen** (Tabelle 4) verglichen wird, wird als atypisches Testergebnis bewertet.

BEISPIEL 2

Test	Gruppe 1			Gruppe 2			Gruppe 3			Gruppe 4			Gruppe 5		
	Glucose	Gas	Lysine	Ornithine	H ₂ S	Indole	Adonitol	Lactose	Arabinose	Sorbitol	VP	Dulcitol	PA	Urea	Citrate
Positivitätscode	4	2	1	4	2	1	4	2	1	4	2	1	4	2	1
Ergebnisse	+	+	-	+	+	-	-	-	-	-	+	-	+	+	-
Code	4+2+0=6			4+2+0=6			0+0+0=0			0+2+0=2			4+2+0=6		
CODICE: 66026 IDENTIFIKATION: <i>Proteus mirabilis</i>															

Der Code 66026 aus dem Beispiel oben gehört in den Sektor ENTEROBACTERIACEAE. Der Code wird wie folgt beschrieben:

ENTEROBACTERIACEAE (metodo con VP)		
ENTEROBACTERIACEAE (method with VP)		
Codice numerico Code number	Microrganismo Microorganism	Test atipici Atypical test
66026	<i>Proteus mirabilis</i>	NONE

ERGEBNIS: Der Code 66026 identifiziert den Mikroorganismus *Proteus mirabilis*. Kein atypisches Testergebnis. Bestätigungstests sind nicht notwendig.

BILDUNG DES ZAHLENCODES: DATENBANK OHNE VP

Die 14 biochemischen Tests sind in 5 Gruppen unterteilt, von denen die erste Gruppe 2 Tests enthält, während die folgenden 4 Gruppen jeweils aus 3 Tests gebildet werden. Jede ist mit einem positiven Betrag von 4,2,1 bewertet.

- Betrag 4 : Erster Test der Gruppe 2,3,4 und 5 positiv (**Lysine, Indole, Arabinose, PA**)
- Betrag 2 : Erster Test der ersten Gruppe positiv und zweiter Test der verbliebenen Gruppen positiv (**Glucose, Ornithine, Adonitol, Sorbitol, Urea**)
- Betrag 1 : Zweiter Test der ersten Gruppe positiv und dritter Test der verbliebenen Gruppen positiv (**Gas, H₂S, Lactose, Dulcitol, Citrate**)
- Betrag 0 : Jeder Test negativ

Die Addition der Zahlen der positiven Reaktionen in jeder Gruppe erzielt einen 5-stelligen Code, der mit Hilfe des **Codebuches** (Datenbank ohne VP) die Identifikation der untersuchten Mikroorganismen, wie in den folgenden Beispielen gezeigt, ermöglicht.

Ein Sternsymbol (*) neben der Identifizierung weist auf einen seltenen Organismus hin. Wenn ein seltener Organismus das beste Ergebnis ist, muss die Reinheit der Kultur überprüft und die Inokulation wiederholt werden. Wenn ein seltener Organismus erste Wahl ist, aber übliche Mikroorganismen ebenfalls gelistet sind, müssen Bestätigungstests erfolgen. Die Häufigkeit dieser seltenen Isolate ist gering (meist seltener als einmal pro Jahr), sodass ein technischer Fehler wie z.B. eine Mischkultur oder ein zu geringes Inokulum ausgeschlossen werden sollten, bevor das Testergebnis berichtet wird.

BEISPIEL 1

Test	Gruppe 1		Gruppe 2			Gruppe 3			Gruppe 4			Gruppe 5			
	Glucose	Gas	Lysine	Ornithine	H ₂ S	Indole	Adonitol	Lactose	Arabinose	Sorbitol	Dulcitol	PA	Urea	Citrate	
Positivitätscode	2	1	4	2	1	4	2	1	4	2		1	4	2	1
Ergebnisse	+	+	+	+	-	-	+	-	+	+		-	-	-	+
Code	2+1=3		4+2+0=6			0+2+0=2			4+2+0=6			0+0+1=1			
CODICE: 36261 IDENTIFIKATION: <i>Enterobacter aerogenes</i> – <i>Serratia liquefaciens</i>															

Der Code 36261 aus dem Beispiel oben gehört in den Sektor ENTEROBACTERIACEAE. Der Code wird wie folgt beschrieben:

ENTEROBACTERIACEAE (metodo senza VP)		
ENTEROBACTERIACEAE (method without VP)		
Codice numerico Code number	Microrganismo Microorganism	Test atipici Atypical test
36261	<i>Enterobacter aerogenes</i> <i>Serratia liquefaciens</i>	LAC - ADO +

ERGEBNIS: Der Code 36261 identifiziert die Mikroorganismen *Enterobacter aerogenes* und *Serratia liquefaciens*. Für eine akkurate Identifizierung sollten Bestätigungstests durchgeführt werden. Für jeden Organismus sind die atypischen Testergebnisse angegeben. Jedes biochemische Testergebnis, welches mit dem **EnteroPluri-Test** erzielt wird, das unwahrscheinlich für die erhaltene Spezies ist, wenn es mit der **Tabelle der biochemischen Reaktionen** (Tabelle 4) verglichen wird, wird als atypisches Testergebnis bewertet.

BEISPIEL 2

Test	Gruppe 1		Gruppe 2			Gruppe 3			Gruppe 4				Gruppe 5		
	Glucose	Gas	Lysine	Ornithine	H ₂ S	Indole	Adonitol	Lactose	Arabinose	Sorbitol		Dulcitol	PA	Urea	Citrate
Positivitätscode	2	1	4	2	1	4	2	1	4	2		1	4	2	1
Ergebnisse	+	+	+	+	-	-	-	-	+	+		-	-	-	+
Code	2+1=3		4+2+0=6			0+0+0=0			4+2+0=6				0+0+1=1		
CODICE: 36061 IDENTIFIKATION: <i>Serratia liquefaciens</i>															

Der Code 36061 aus dem Beispiel oben gehört in den Sektor ENTEROBACTERIACEAE. Der Code wird wie folgt beschrieben:

ENTEROBACTERIACEAE (metodo senza VP)		
ENTEROBACTERIACEAE (method without VP)		
Codice numerico Code number	Microrganismo Microorganism	Test atipici Atypical test
36061	<i>Serratia liquefaciens</i>	NONE

ERGEBNIS: Der Code 36061 identifiziert den Mikroorganismus *Serratia liquefaciens*. Kein atypisches Testergebnis. Bestätigungstests sind nicht notwendig.

BENUTZER QUALITÄTSKONTROLLE

Den **EnteroPluri-Test** mit den in Tabelle 3 bezeichneten Referenzstämmen inokulieren. Für Inokulation, Inkubation und Ablesung dem Abschnitt **DURCHFÜHRUNG** folgen.

Tabelle 3:

Mikroorganismen	Glucose	Gas	Lysine	Ornithine	H ₂ S	Indole	Adonitol	Lactose	Arabinose	Sorbitol	VP	Dulcitol	PA	Urea	Citrate
<i>Escherichia coli</i> - ATCC 25922	+	±	+	+	-	+	-	+	+	+	-	-	-	-	-
<i>Proteus mirabilis</i> - ATCC 25933	+	±	-	+	+	-	-	-	-	-	±	-	+	+	±
<i>Klebsiella pneumoniae</i> - ATCC 13883	+	±	+	-	-	-	+	+	+	+	±	+	-	±	+
<i>Salmonella typhimurium</i> - ATCC 14028	+	±	+	±	+	-	-	-	+	+	-	-	-	-	±
<i>Pseudomonas aeruginosa</i> * - ATCC 27853	-	-	-	-	-	-	-	-	±	-	-	-	-	±	+

(*) *Pseudomonas aeruginosa* ist Oxidase-positiv und deshalb nicht im EnteroPluri-Test Codebuch enthalten.

FAKTOREN, DIE ZU INVALIDEN ERGEBNISSEN FÜHREN KÖNNEN

- Verwendung von Mischkulturen.
- Applikation von Bakterien, die nicht zur Familie der *Enterobacteriaceae* gehören oder nicht Gram-negative, Oxidase-negative Bakterien sind.
- Verwendung verfallener Systeme.
- Testdurchführung entspricht nicht der angegebenen Durchführung.

WARNHINWEISE

Das Produkt **EnteroPluri-Test** kann unter bestehender Gesetzgebung nicht als gefährlich eingestuft werden und enthält keine reizenden Substanzen in Konzentrationen $\geq 1\%$. Deshalb ist kein Sicherheitsdatenblatt erforderlich. Der **EnteroPluri-Test** ist ein Einmalartikel für den *in vitro* diagnostischen Gebrauch; er sollte nur im professionellen Umfeld in einem Labor durch angemessen ausgebildetes Personal unter bewährten aseptischen Bedingungen und Sicherheitsmaßnahmen bei Umgang mit pathogenen Substanzen verwendet werden.

LAGERUNG

Bei 2-8°C lichtgeschützt lagern. Unter diesen Bedingungen ist der Test bis zum Ablauf des auf der Verpackung angegebenen Datums verwendbar. Nach diesem Datum nicht mehr verwenden. Bei Anzeichen von Verderben Produkt nicht mehr verwenden und entsorgen.

ENTSORGUNG DER VERWENDETEN MATERIALIEN

Nach Gebrauch sollte der **EnteroPluri-Test** entsprechend der Laborbestimmungen für Dekontamination und Abfall potentiell infektiösen Materials entsorgt werden.












BIBLIOGRAPHIE

- Bascomb, S., Lapage, S.P., Curtis, M.A., Willcox, W.R.: *J Gen Microbiol* 77, 291-315 (1973).
- Brenner, D.J., Farmer, J.J., Hickmann, F.W., Asbury, M.A., Steigerwalt, A.G.: *Taxonomic and Nomenclature Changes in Enterobacteriaceae*; Washington, DC: U.S. Dept. Of Health, Education and Welfare, Public Health Service, National Centre for Disease Control, 1977.
- Coppel, S.P., Coppel, I.G.: *Am J Clin Pathol* 61, 218 – 222 (1974).
- Murray, Baron, Pfaller, Tenorev and Tenover: *Manual of clinical Microbiology* (1999) , 7th Edition.
- Edwin, H.Lenette.: *Manual of clinical Microbiology* (1985), 4th Edition (ASM).
- Dito W. R., Bulmash J., Campbell J., Roberts E. : *A numerical Coding and Identification System for Enterobacteriaceae*. Chicago: American Society of Clinical Pathologists, Commission on Continuing Education, Illinois, 1972.
- Ewing, W. H.: *Differentiation of Enterobacteriaceae by Biochemical Reactions*. Washington , DC: U.S. dept. of Health , Education and Welfare, Public Health Service, National center for Disease Control, 1973.
- *EnteroPluri-Test* Archivio Liofilchem, Marzo 2005.

PRÄSENTATION

Produkt	Ref.	Verpackungsgröße
EnteroPluri-Test	78618	10 tests
	78619	25 tests

TABELLE DER SYMBOLE

 IVD In Vitro Diagnostikum	 Nicht wiederverwenden	 Hersteller	 Enthält <n> Tests	 Temperaturbereich
 REF Bestellnummer	 Zerbrechlich, vorsichtig behandeln	 Verwendbar bis	 Achtung, beiliegende Dokumente beachten	 LOT Chargennummer
 Lichtgeschützt lagern				



LIOFILCHEM® S.r.l.

Via Scozia, Zona Ind.le - 64026, Roseto degli Abruzzi (TE) - ITALY
Tel +39 0858930745 Fax +39 0858930330 Website: www.liofilchem.net E-mail: liofilchem@liofilchem.net



Rev.5 / 29.08.2013

TABELLA DELLE REAZIONI BIOCHIMICHE / TABLE OF BIOCHEMICAL REACTIONS

Tabella / Table n°4

Genere Genus	Specie Species	Glucose	Gas	Lysine	Ornithine	H ₂ S	Indole	Adonitol	Lactose	Arabinose	Sorbitol	Voges-Proskauer	Dulcitol	Phenylalanine	Urea	Citrate
<i>Buttiauxella</i>	<i>B. agrestis</i>	99,9	99,9	0,1	99,9	0,1	0,1	0,1	99,9	99,9	0,1	0,1	0,1	0,1	0,1	99,9
<i>Cedecea</i>	<i>C. davisae</i>	99,9	70,0	0,1	95,0	0,1	0,1	0,1	19,0	0,1	0,1	50,0	0,1	0,1	0,1	95,0
	<i>C. lapagei</i>	99,9	99,9	0,1	0,1	0,1	0,1	0,1	60,0	0,1	0,1	80,0	0,1	0,1	0,1	99,0
	<i>C. neteri</i>	99,9	99,9	0,1	0,1	0,1	0,1	0,1	35,0	0,1	99,9	50,0	0,1	0,1	0,1	99,9
	<i>C. species 3</i>	99,9	99,9	0,1	0,1	0,1	0,1	0,1	0,1	0,1	0,1	50,0	0,1	0,1	0,1	99,9
	<i>C. species 5</i>	99,9	99,9	0,1	50,0	0,1	0,1	0,1	0,1	0,1	0,1	50,0	0,1	0,1	99,9	99,9
<i>Citrobacter</i>	<i>C. freundii</i>	99,9	95,0	0,1	20,0	80,0	5,0	0,1	50,0	99,0	98,0	0,1	55,0	0,1	70,0	95,0
	<i>C. koseri</i>	99,9	98,0	0,1	99,0	0,1	99,9	98,0	35,0	98,0	99,0	0,1	50,0	0,1	75,0	99,0
	<i>C. amalonaticus</i>	99,9	97,0	0,1	95,0	0,1	99,9	0,1	50,0	99,0	97,0	0,1	0,1	0,1	80,0	85,0
<i>Edwardsiella</i>	<i>C. farmeri</i>	99,9	93,0	0,1	99,9	0,1	99,9	0,1	19,0	99,9	99,9	0,1	4,0	0,1	45,0	1,0
	<i>E. tarda</i>	99,9	99,9	99,9	99,9	99,9	99,0	0,1	0,1	9,0	0,1	0,1	0,1	0,1	0,1	0,1
	<i>E. tarda biogroup1</i>	99,9	50,0	99,9	99,9	0,1	99,9	0,1	0,1	99,9	0,1	0,1	0,1	0,1	0,1	0,1
<i>Enterobacter</i>	<i>E. hoshinae</i>	99,9	35,0	99,9	95,0	0,1	13,0	0,1	0,1	15,0	0,1	0,1	0,1	0,1	0,1	0,1
	<i>E. ictaluri</i>	99,9	50,0	99,9	65,0	0,1	0,1	0,1	0,1	0,1	0,1	0,1	0,1	0,1	0,1	0,1
	<i>E. aerogenes</i>	99,9	99,9	98,0	98,0	0,1	0,1	98,0	95,0	99,9	99,0	98,0	5,0	0,1	2,0	95,0
	<i>E. asburiae</i>	99,9	95,0	0,1	95,0	0,1	0,1	0,1	75,0	99,9	99,9	2,0	0,1	0,1	65,0	99,9
	<i>E. cloacae</i>	99,9	99,9	0,1	96,0	0,1	0,1	25,0	93,0	99,0	95,0	99,9	15,0	0,1	65,0	98,0
	<i>E. gergoviae</i>	99,9	98,0	90,0	99,9	0,1	0,1	0,1	55,0	99,9	0,1	99,9	0,1	0,1	93,0	99,0
	<i>E. sakazakii</i>	99,9	98,0	0,1	91,0	0,1	11,0	0,1	99,0	99,9	0,1	99,9	5,0	50,0	1,0	99,0
	<i>E. cancerogenus</i>	99,9	99,9	0,1	99,0	0,1	0,1	0,1	10,0	99,9	1,0	99,9	0,1	0,1	1,0	99,9
	<i>E. amnigenus bg1</i>	99,9	99,9	0,1	55,0	0,1	0,1	0,1	70,0	99,9	9,0	99,9	0,1	0,1	0,1	70,0
	<i>E. amnigenus bg2</i>	99,9	35,0	0,1	99,9	0,1	0,1	0,1	35,0	99,9	99,9	99,9	0,1	0,1	0,1	99,9
<i>Escherichia</i>	<i>E. coli</i>	99,9	95,0 G	90,0	65,0	1,0 H	98,0	5,0	95,0 G	99,0	94,0	0,1	60,0	1,0	1,0	1,0
	<i>E. coli (AD), inactive</i>	99,9	5,0	40,0	20,0	1,0	80,0	3,0	25,0	85,0	75,0	0,1	40,0	0,1	1,0	1,0
	<i>E. fergusonii</i>	99,9	95,0	95,0	99,9	0,1	98,0	98,0	0,1	98,0	0,1	0,1	60,0	0,1	0,1	0,1
	<i>E. hermannii</i>	99,9	97,0	6,0	99,9	0,1	99,0	0,1	45,0	99,9	0,1	0,1	19,0	0,1	0,1	1,0
	<i>E. vulneris</i>	99,9	97,0	85,0	0,1	0,1	0,1	0,1	15,0	99,9	1,0	0,1	0,1	0,1	0,1	0,1
	<i>E. blattae</i>	99,9	99,9	99,9	99,9	0,1	0,1	0,1	0,1	99,9	0,1	0,1	0,1	0,1	0,1	50,0
<i>Ewingella</i>	<i>E. americana</i>	99,9	0,1	0,1	0,1	0,1	0,1	0,1	70,0	0,1	0,1	95,0	0,1	0,1	0,1	95,0
<i>Hafnia</i>	<i>H. alvei</i>	99,9	98,0	99,9	98,0	0,1	0,1	0,1	5,0	95,0	0,1	85,0	2,0	0,1	4,0	10,0
	<i>H. halvei biogroup 1</i>	99,9	0,1	99,9	45,0	0,1	0,1	0,1	0,1	0,1	0,1	70,0	0,1	0,1	0,1	0,1
<i>Klebsiella</i>	<i>K. pneumoniae</i>	99,9	97,0	98,0	0,1	0,1	0,1	90,0	98,0	99,0	99,0	98,0	30,0	0,1	95,0	98,0
	<i>K. oxytoca</i>	99,9	97,0	99,0	1,0	0,1	99,0	99,0	99,9	98,0	99,0	95,0	55,0	1,0	90,0	95,0
	<i>K. gp.47(ornithino.)</i>	99,9	99,9	99,9	99,9	0,1	99,9	99,9	99,9	99,9	99,9	70,0	10,0	0,1	99,9	99,9
	<i>K. ozaenae</i>	99,9	50,0	40,0	3,0	0,1	0,1	97,0	30,0	98,0	65,0	0,1	2,0	0,1	10,0	30,0
<i>Kluyvera</i>	<i>K. rhinoscleromatis</i>	99,9	0,1	0,1	0,1	0,1	0,1	99,0	1,0	99,0	99,0	0,1	0,1	0,1	0,1	0,1
	<i>K. ascorbata</i>	99,9	93,0	97,0	99,9	0,1	92,0	0,1	98,0	99,9	40,0	0,1	25,0	0,1	0,1	96,0
<i>Leclercia</i>	<i>K. cryocrescens</i>	99,9	95,0	23,0	99,9	0,1	90,0	0,1	95,0	99,9	45,0	0,1	0,1	0,1	0,1	80,0
<i>Leminorella</i>	<i>L. adecarboxilata</i>	99,9	99,9	0,1	0,1	0,1	99,9	99,9	99,9	99,9	0,1	0,1	99,9	0,1	50,0	0,1
<i>Leminorella</i>	<i>Leminorella sp.</i>	99,9	0,1	0,1	0,1	99,9	0,1	0,1	0,1	99,9	0,1	0,1	50,0	0,1	0,1	0,1
<i>Moellerella</i>	<i>M. wisconsensis</i>	99,9	0,1	0,1	0,1	0,1	0,1	99,9	99,9	0,1	0,1	0,1	0,1	0,1	0,1	80,0
<i>Morganella</i>	<i>M. morganii</i>	99,9	90,0	0,1	98,0	5,0	98,0	0,1	1,0	0,1	0,1	0,1	0,1	0,1	95,0	98,0
	<i>M. morganii bg1</i>	99,9	91,0	99,9	95,0	41,0	99,9	0,1	0,1	0,1	0,1	0,1	0,1	99,9	99,9	0,1
<i>Obesumbact.</i>	<i>O. proteus bg2</i>	99,9	0,1	99,9	99,9	0,1	0,1	0,1	0,1	0,1	0,1	0,1	0,1	0,1	0,1	0,1
<i>Pantoea</i>	<i>P. agglomerans</i>	99,9	20,0	0,1	0,1	0,1	20,0	7,0	40,0	95,0	30,0	70,0	15,0	20,0	20,0	50,0
	<i>P. mirabilis</i>	99,9	96,0 F	0,1	99,0	98,0	2,0	0,1	2,0	0,1	0,1	50,0	0,1	98,0	98,0	65,0
	<i>P. vulgaris</i>	99,9	85,0 F	0,1	0,1	95,0	98,0	0,1	2,0	0,1	0,1	0,1	0,1	99,0	95,0	15,0
	<i>P. penneri</i>	99,9	45,0 F	0,1	0,1	30,0	0,1	0,1	1,0	0,1	0,1	0,1	0,1	99,0	99,9	0,1
<i>Providencia</i>	<i>P. myxofaciens</i>	99,9	99,9 F	0,1	0,1	0,1	0,1	0,1	0,1	0,1	0,1	99,9	0,1	99,9	99,9	50,0
	<i>P. rettgeri</i>	99,9	10,0	0,1	0,1	0,1	99,0	99,9	5,0	0,1	1,0	0,1	0,1	98,0	98,0	95,0
	<i>P. stuartii</i>	99,9	0,1	0,1	0,1	0,1	98,0	5,0	2,0	1,0	1,0	0,1	0,1	95,0	30,0	93,0
	<i>P. alcalifaciens</i>	99,9	85,0 F	0,1	1,0	0,1	99,0	98,0	0,1	1,0	1,0	0,1	0,1	98,0	0,1	98,0
<i>Rhanella</i>	<i>P. rustigianii</i>	99,9	35,0	0,1	0,1	0,1	98,0	0,1	0,1	0,1	0,1	0,1	0,1	99,9	0,1	15,0
	<i>R. aquatilis</i>	99,9	98,0	0,1	0,1	0,1	0,1	0,1	99,9	99,9	94,0	99,9	88,0	95,0	0,1	94,0
<i>Salmonella</i>	<i>S. species</i>	99,9	96,0 I	94,0 J	96,0 K	93,0 D	1,0	0,1	1,0	99,0	94,0	0,1	96,0 C	0,1	1,0	88,0
	<i>S. typhi</i>	99,9	0,1	98,0	0,1	97,0	0,1	0,1	1,0	2,0	99,0	0,1	0,1	0,1	0,1	0,1
	<i>S. choleraesuis</i>	99,9	95,0	95,0	99,9	50,0	0,1	0,1	0,1	0,1	90,0	0,1	5,0	0,1	0,1	25,0 E
	<i>S. paratyphi A</i>	99,9	99,0	0,1	95,0	10,0 D	0,1	0,1	0,1	99,0	95,0	0,1	90,0 C	0,1	0,1	0,1
	<i>S. gallinarum</i>	99,9	0,1	90,0	1,0	99,9	0,1	0,1	0,1	80,0	1,0	0,1	90,0 C	0,1	0,1	0,1
	<i>S. pullorum</i>	99,9	90,0	99,9	95,0	90,0	0,1	0,1	0,1	99,9	10,0	0,1	0,1	0,1	0,1	0,1
	<i>Salm. (ARIZ) 3A</i>	99,9	99,0	99,0	99,0	99,0	1,0	0,1	15,0	99,0	99,0	0,1	1,0	0,1	0,1	99,0
	<i>Salm. (ARIZ) 3B</i>	99,9	99,0	99,0	99,0	99,0	2,0	0,1	85,0	99,0	99,0	0,1	1,0	0,1	0,1	99,0

Genere Genus	Specie Species	Glucose	Gas	Lysine	Ornithine	H ₂ S	Indole	Adonitol	Lactose	Arabinose	Sorbitol	Voges-Proskauer	Dulcitol	Phenylalanine	Urea	Citrate
Serratia	<i>S. marcescens</i>	99,9	55,0 F	99,0	99,0	0,1	1,0	40,0	2,0	0,1	99,0	98,0	0,1	0,1	29,0	98,0
	<i>S. marcescens</i> bg1	99,9	0,1	55,0	65,0	0,1	0,1	30,0	4,0	0,1	92,0	60,0	0,1	0,1	0,1	30,0
	<i>S. liquefaciens</i>	99,9	75,0 F	95,0	95,0	0,1	1,0	5,0	10,0	98,0	95,0	93,0	0,1	0,1	3,0	90,0
	<i>S. rubidaea</i>	99,9	30,0 F	55,0	0,1	0,1	0,1	99,0	99,9	99,9	1,0	99,9	0,1	0,1	2,0	95,0
	<i>S. odorifera</i> bg1	99,9	0,1	99,9	99,9	0,1	60,0	50,0	70,0	99,9	99,9	50,0	0,1	0,1	5,0	99,9
	<i>S. odorifera</i> bg2	99,9	13,0 F	94,0	0,1	0,1	50,0	50,0	97,0	99,9	99,9	99,9	0,1	0,1	0,1	97,0
	<i>S. plymuthica</i>	99,9	40,0 F	0,1	0,1	0,1	0,1	0,1	80,0	99,9	65,0	80,0	0,1	0,1	0,1	75,0
	<i>S. ficaria</i>	99,9	0,1	0,1	0,1	0,1	0,1	0,1	15,0	99,9	99,9	75,0	0,1	0,1	0,1	99,9
	<i>S. fonticola</i>	99,9	79,0 F	99,9	97,0	0,1	0,1	99,9	97,0	99,9	99,9	9,0	91,0	0,1	13,0	91,0
Shigella	<i>S. serogrps A,B,C</i>	99,9	1,0 A	0,1	1,0	0,1	50,0	0,1	0,1	60,0	30,0	0,1	2,0	0,1	0,1	0,1
	<i>S. sonnei</i>	99,9	0,1	0,1	98,0	0,1	0,1	0,1	2,0 B	95,0	2,0	0,1	0,1	0,1	0,1	0,1
Tatumella	<i>T. ptyseos</i>	99,9	0,1	0,1	0,1	0,1	0,1	0,1	0,1	0,1	0,1	5,0	0,1	90,0	0,1	2,0
Yersinia	<i>Y. enterocolitica</i>	99,9	5,0	0,1	95,0	0,1	50,0	0,1	5,0	98,0	99,0	2,0	0,1	0,1	75,0	0,1
	<i>Y. frederiksenii</i>	99,9	40,0	0,1	95,0	0,1	99,9	0,1	40,0	99,9	99,9	0,1	0,1	0,1	70,0	15,0
	<i>Y. intermedia</i>	99,9	18,0	0,1	99,9	0,1	99,9	0,1	35,0	99,9	99,9	5,0	0,1	0,1	80,0	5,0
	<i>Y. kristensenii</i>	99,9	23,0	0,1	92,0	0,1	30,0	0,1	8,0	77,0	10,0	0,1	0,1	0,1	77,0	0,1
	<i>Y. pestis</i>	99,9	0,1	0,1	0,1	0,1	0,1	10,0	0,1	99,0	50,0	0,1	0,1	0,1	5,0	0,1
	<i>Y. pseudotuberculosis</i>	99,9	0,1	0,1	0,1	0,1	0,1	0,1	0,1	50,0	0,1	0,1	0,1	0,1	95,0	1,0
	<i>Y. ruckeri</i>	99,9	5,0	50,0	99,9	0,1	0,1	0,1	0,1	5,0	50,0	10,0	0,1	0,1	0,1	0,1
Yokonella	<i>Y. regensburgei</i>	99,9	89,0	99,9	99,9	0,1	0,1	0,1	0,1	99,9	0,1	0,1	0,1	0,1	0,1	99,9
Enteric grps	<i>Ent. grp 58</i>	99,9	85,0	99,9	85	0,1	0,1	0,1	30,0	99,9	99,9	0,1	85,0	0,1	70,0	85,0
	<i>Ent. grp 59</i>	99,9	99,9	0,1	0,1	0,1	10,0	0,1	80,0	99,9	0,1	0,1	0,1	30,0	0,1	99,9
	<i>Ent. grp 60</i>	99,9	99,9	0,1	99,9	0,1	0,1	0,1	0,1	25,0	0,1	0,1	0,1	0,1	50,0	0,1

Italiano

I numeri indicano la percentuale dei ceppi che danno reazioni positive dopo 24 ore di incubazione a 35-37°C.

Reazioni positive : +99,9 % - 85 %

Reazioni negative: -15,0 % - 0,1 %

Tipi biochimicamente diversi: 84,9 % -15,1 %

A. Taluni biotipi di *S. flexneri* 6 sviluppano gas.

B. Ceppi di *S. sonnei* di solito fermentanti il lattosio molto lentamente (3 giorni o più) ed è improbabile che diano un risultato positivo con l'EnteroPluri-Test. Colture di questa specie sono ornitina-positive.

C. *S. enteritidis* ssp. *paratyphi* A e *S. enteritidis* ssp. *pullorum* non fermentano rapidamente il dulcitol.

D. *S. enteritidis* ssp. *paratyphi* A ed altri rari biotipi possono essere H₂S-negativi.

E. *S. choleraesuis* dà in genere una reazione positiva ritardata al citrato

F. *Serratia* spp., *Proteus* spp. e *Providencia alcalifaciens* sviluppano una scarsa quantità di gas, per questo motivo lo sviluppo di gas nell' EnteroPluri-Test può essere poco evidente.

G. Il gruppo *Alcalescens-Dispar* (A-D) può essere compreso come biotipo di *E.coli*. Gli appartenenti al gruppo A-D in genere danno test di motilità negativo, sono lattosio negativi e non sviluppano gas.

H. Occasionalmente un ceppo può produrre H₂S

I. *S. typhi* e *S. gallinarum* sono anaerogene.

J. *S. enteritidis* ssp. *paratyphi* A è lisina-negativa.

K. *S. typhi* e *S. gallinarum* sono ornitina-positive

English

Numbers indicate the percentage of strains giving positive reactions after 24 hour incubation at 35-37°C.

Positive reactions : +99,9 % - 85 %

Negative reactions:-15,0 % - 0,1 %

Different biochemical types: 84,9 % -15,1 %

A. Some biotypes of *S. flexneri* 6 form gas

B. *S. sonnei* strains usually slowly lactose fermenting (3 days or longer) and are not likely to be positive with EnteroPluri-Test. Cultures of that species are ornithine-positive.

C. *S. enteritidis* ssp. *paratyphi* A e *S. enteritidis* ssp. *pullorum* do not ferment dulcitol promptly.

D. *S. enteritidis* ssp. *paratyphi* A and some rare biotypes may be H₂S-negative.

E. *S. choleraesuis* usually produces a delayed positive citrate reaction.

F. The amount of gas produced by *Serratia* spp., *Proteus* spp. and *Providencia alcalifaciens* is poor; therefore gas production may be not very evident in the EnteroPluri-Test.

G. The *Alcalescens-Dispar* (A-D) group may be included as a biotype of *E. coli*. Members of the A-D group are generally non-motile, lactose-negative and do not form gas.

H. An occasional strain may produce hydrogen sulfide.

I. *S. typhi* e *S. gallinarum* are anaerogenic.

J. *S. enteritidis* ssp. *paratyphi* A is lysine-negative.

K. *S. typhi* and *S. gallinarum* are ornithine-positive

ENTEROBACTERIACEAE
ENTEROBACTERIACEAE

INTERPRETAZIONE SIGLE DEI TEST ATIPICI
INTERPRETATION OF ATYPICAL TEST ABBREVIATIONS

NONE	: NESSUN TEST ATIPICO / <i>ANY ATYPICAL TEST</i>
GAS	: PRODUZIONE DI GAS / <i>GAS PRODUCTION</i>
LYS	: LISINA / <i>LYSINE</i>
ORN	: ORNITINA / <i>ORNITHINE</i>
H₂S	: SOLFURO DI IDROGENO / <i>HYDROGEN SULFIDE</i>
IND	: INDOLO / <i>INDOLE</i>
ADO	: ADONITOLO / <i>ADONITOL</i>
LAC	: LATTOSIO / <i>LACTOSE</i>
ARA	: ARABINOSIO / <i>ARABINOSE</i>
SOR	: SORBITOLO / <i>SORBITOL</i>
VP	: VOGES PROSKAUER / <i>VOGES PROSKAUER</i>
DUL	: DULCITOLO / <i>DULCITOL</i>
PA	: <i>FENILALANINA</i> / <i>PHENYLALANINE</i>
URE	: UREA / <i>UREA</i>
CIT	: CITRATO / <i>CITRATE</i>

ENTEROBACTERIACEAE
ENTEROBACTERIACEAE

Codice numerico Code number	Microorganismo Microorganism	Test atipici Atypical tests
40000	<i>Yersinia pestis</i>	NONE
	<i>Shigella sp.</i>	NONE
	<i>Pantoea agglomerans</i>	ARA
40001	<i>Pantoea agglomerans</i>	ARA
	<i>Providencia stuartii</i>	IND, PA
40002	<i>Yersinia pseudotuberculosis</i>	NONE
40003	<i>Yersinia pseudotuberculosis</i>	CIT
40004	<i>Tatumella ptyseos</i>	NONE
	<i>Providencia rustigianii</i>	IND
40005	<i>Providencia stuartii</i>	IND
40006	<i>Proteus penneri</i>	NONE
40007	<i>Providencia stuartii</i>	IND
	<i>Proteus vulgaris</i>	H ₂ S, IND
	<i>Proteus mirabilis</i>	ORN, H ₂ S
40010	<i>Shigella sp.</i>	DUL
40011	<i>Pantoea agglomerans</i>	ARA
40013	<i>Pantoea agglomerans</i>	ARA
40020	<i>Pantoea agglomerans</i>	ARA
40021	<i>Ewingella americana</i>	NONE
	<i>Pantoea agglomerans</i>	ARA
40022	<i>Pantoea agglomerans</i>	ARA
40023	<i>Pantoea agglomerans</i>	ARA
40024	<i>Tatumella ptyseos</i>	VP
	<i>Pantoea agglomerans</i>	PA
40025	<i>Pantoea agglomerans</i>	ARA

ENTEROBACTERIACEAE
ENTEROBACTERIACEAE

Codice numerico Code number	Microorganismo Microorganism	Test atipici Atypical tests
40026	<i>Pantoea agglomerans</i>	ARA
	<i>Proteus mirabilis</i>	ORN, H ₂ S
40027	<i>Pantoea agglomerans</i>	ARA
	<i>Proteus mirabilis</i>	ORN, H ₂ S
40031	<i>Pantoea agglomerans</i>	ARA
40033	<i>Pantoea agglomerans</i>	ARA
40040	<i>Shigella sp.</i>	NONE
	<i>Yersinia enterocolitica</i>	ORN, ARA, URE
40041	<i>Pantoea agglomerans</i>	ARA
40042	<i>Yersinia kristensenii</i>	ORN, ARA
	<i>Yersinia pseudotuberculosis</i>	SOR
40043	<i>Pantoea agglomerans</i>	ARA
40044	<i>Pantoea agglomerans</i>	ARA
40045	<i>Providencia stuartii</i>	IND, SOR
	<i>Pantoea agglomerans</i>	ARA
40046	<i>Pantoea agglomerans</i>	ARA
40047	<i>Providencia stuartii</i>	IND, SOR
	<i>Pantoea agglomerans</i>	ARA
40050	<i>Shigella sp.</i>	DUL
	<i>Escherichia coli</i>	IND, ARA
40051	<i>Pantoea agglomerans</i>	ARA
40053	<i>Pantoea agglomerans</i>	ARA
40060	<i>Pantoea agglomerans</i>	ARA
40061	<i>Pantoea agglomerans</i>	ARA
40062	<i>Pantoea agglomerans</i>	ARA

ENTEROBACTERIACEAE
ENTEROBACTERIACEAE

Codice numerico Code number	Microorganismo Microorganism	Test atipici Atypical tests
40063	<i>Pantoea agglomerans</i>	ARA
40064	<i>Pantoea agglomerans</i>	ARA
40065	<i>Pantoea agglomerans</i>	ARA
40066	<i>Pantoea agglomerans</i>	ARA
40067	<i>Pantoea agglomerans</i>	ARA
40071	<i>Pantoea agglomerans</i>	ARA
40073	<i>Pantoea agglomerans</i>	ARA
40100	<i>Shigella sp.</i> <i>Yersinia enterocolitica</i>	NONE ORN, SOR, URE
40101	<i>Pantoea agglomerans</i>	NONE
40102	<i>Yersinia pseudotuberculosis</i>	NONE
40103	<i>Pantoea agglomerans</i> <i>Yersinia pseudotuberculosis</i>	NONE CIT
40104	<i>Pantoea agglomerans</i>	NONE
40105	<i>Pantoea agglomerans</i>	NONE
40106	<i>Pantoea agglomerans</i>	NONE
40107	<i>Pantoea agglomerans</i>	NONE
40110	<i>Shigella sp.</i>	DUL
40111	<i>Pantoea agglomerans</i>	NONE
40112	<i>Pantoea agglomerans</i>	NONE
40113	<i>Pantoea agglomerans</i>	NONE
40120	<i>Pantoea agglomerans</i>	NONE

ENTEROBACTERIACEAE
ENTEROBACTERIACEAE

Codice numerico Code number	Microorganismo Microorganism	Test atipici Atypical tests
40121	<i>Pantoea agglomerans</i>	NONE
40122	<i>Pantoea agglomerans</i>	NONE
40123	<i>Pantoea agglomerans</i>	NONE
40124	<i>Pantoea agglomerans</i>	NONE
40125	<i>Pantoea agglomerans</i>	NONE
40126	<i>Pantoea agglomerans</i>	NONE
40127	<i>Pantoea agglomerans</i>	NONE
40130	<i>Pantoea agglomerans</i>	NONE
40131	<i>Pantoea agglomerans</i>	NONE
40132	<i>Pantoea agglomerans</i>	NONE
40133	<i>Pantoea agglomerans</i>	NONE
40140	<i>Shigella sp.</i>	NONE
	<i>Klebsiella ozaenae</i>	ADO
	<i>Yersinia enterocolitica</i>	ORN, URE
40141	<i>Serratia ficaria</i>	NONE
	<i>Serratia plymuthica</i>	NONE
40142	<i>Yersinia kristensenii</i>	ORN
	<i>Yersinia enterocolitica</i>	ORN
40143	<i>Pantoea agglomerans</i>	NONE
	<i>Citrobacter freundii</i>	NONE
	<i>Yersinia enterocolitica</i>	ORN, CIT
40144	<i>Pantoea agglomerans</i>	NONE
40145	<i>Pantoea agglomerans</i>	NONE
40146	<i>Pantoea agglomerans</i>	NONE

ENTEROBACTERIACEAE
ENTEROBACTERIACEAE

Codice numerico Code number	Microorganismo Microorganism	Test atipici Atypical tests
40147	<i>Pantoea agglomerans</i>	NONE
40150	<i>Shigella sp.</i> <i>Salmonella sp. serovar paratyphi A</i> <i>Escherichia coli</i>	DUL ORN IND
40151	<i>Pantoea agglomerans</i> <i>Citrobacter freundii</i>	NONE NONE
40152	<i>Citrobacter freundii</i> <i>Pantoea agglomerans</i>	CIT NONE
40153	<i>Citrobacter freundii</i> <i>Pantoea agglomerans</i>	NONE NONE
40160	<i>Pantoea agglomerans</i>	NONE
40161	<i>Serratia ficaria</i>	NONE
40162	<i>Pantoea agglomerans</i> <i>Yersinia enterocolitica</i>	NONE ORN, VP
40163	<i>Pantoea agglomerans</i> <i>Enterobacter cloacae</i>	NONE ORN, LAC
40164	<i>Pantoea agglomerans</i>	NONE
40165	<i>Pantoea agglomerans</i>	NONE
40166	<i>Pantoea agglomerans</i>	NONE
40167	<i>Pantoea agglomerans</i>	NONE
40170	<i>Pantoea agglomerans</i>	NONE
40171	<i>Pantoea agglomerans</i>	NONE
40172	<i>Pantoea agglomerans</i>	NONE
40173	<i>Pantoea agglomerans</i> <i>Enterobacter cloacae</i>	NONE ORN

ENTEROBACTERIACEAE
ENTEROBACTERIACEAE

Codice numerico Code number	Microorganismo Microorganism	Test atipici Atypical tests
40200	<i>Shigella boydii</i> <i>Pantoea agglomerans</i>	NONE ARA
40201	<i>Pantoea agglomerans</i>	ARA
40202	<i>Pantoea agglomerans</i>	ARA
40203	<i>Pantoea agglomerans</i>	ARA
40204	<i>Pantoea agglomerans</i>	ARA
40205	<i>Providencia stuartii</i> <i>Pantoea agglomerans</i>	IND, LAC ARA
40206	<i>Pantoea agglomerans</i>	ARA, CIT
40207	<i>Pantoea agglomerans</i> <i>Providencia stuartii</i>	ARA IND, CIT
40211	<i>Pantoea agglomerans</i>	ARA
40213	<i>Pantoea agglomerans</i>	ARA
40220	<i>Pantoea agglomerans</i>	ARA
40221	<i>Ewingella americana</i>	NONE
40222	<i>Pantoea agglomerans</i>	ARA
40223	<i>Pantoea agglomerans</i>	ARA
40224	<i>Pantoea agglomerans</i>	ARA
40225	<i>Pantoea agglomerans</i>	ARA
40226	<i>Pantoea agglomerans</i>	ARA
40227	<i>Pantoea agglomerans</i>	ARA
40231	<i>Pantoea agglomerans</i>	ARA

ENTEROBACTERIACEAE
ENTEROBACTERIACEAE

Codice numerico Code number	Microorganismo Microorganism	Test atipici Atypical tests
40233	<i>Pantoea agglomerans</i>	ARA
40240	<i>Shigella boydii</i> <i>Pantoea agglomerans</i>	LAC, ARA ARA
40241	<i>Pantoea agglomerans</i>	ARA
40242	<i>Pantoea agglomerans</i>	ARA
40243	<i>Pantoea agglomerans</i>	ARA
40244	<i>Pantoea agglomerans</i>	ARA
40245	<i>Pantoea agglomerans</i>	ARA
40246	<i>Pantoea agglomerans</i>	ARA
40247	<i>Pantoea agglomerans</i>	ARA
40251	<i>Pantoea agglomerans</i>	ARA
40253	<i>Pantoea agglomerans</i>	ARA
40260	<i>Pantoea agglomerans</i>	ARA
40261	<i>Pantoea agglomerans</i>	ARA
40262	<i>Pantoea agglomerans</i>	ARA
40263	<i>Pantoea agglomerans</i> <i>Enterobacter cloacae</i>	ARA ORN, ARA
40264	<i>Pantoea agglomerans</i>	ARA
40265	<i>Pantoea agglomerans</i>	ARA
40266	<i>Pantoea agglomerans</i>	ARA
40267	<i>Pantoea agglomerans</i>	ARA
40271	<i>Pantoea agglomerans</i>	ARA

ENTEROBACTERIACEAE
ENTEROBACTERIACEAE

Codice numerico Code number	Microorganismo Microorganism	Test atipici Atypical tests
40273	<i>Pantoea agglomerans</i>	ARA
40300	<i>Pantoea agglomerans</i> <i>Shigella boydii</i> <i>Citrobacter freundii</i>	NONE LAC SOR, CIT
40301	<i>Pantoea agglomerans</i> <i>Citrobacter freundii</i>	NONE SOR
40302	<i>Citrobacter freundii</i> <i>Pantoea agglomerans</i>	SOR, CIT NONE
40303	<i>Citrobacter freundii</i> <i>Pantoea agglomerans</i>	SOR NONE
40304	<i>Pantoea agglomerans</i>	NONE
40305	<i>Pantoea agglomerans</i>	NONE
40306	<i>Pantoea agglomerans</i>	NONE
40307	<i>Pantoea agglomerans</i>	NONE
40310	<i>Citrobacter freundii</i> <i>Pantoea agglomerans</i> <i>Shigella boydii</i>	SOR, CIT DUL LAC, DUL
40311	<i>Citrobacter freundii</i> <i>Pantoea agglomerans</i>	SOR NONE
40312	<i>Citrobacter freundii</i> <i>Pantoea agglomerans</i>	SOR, CIT NONE
40313	<i>Citrobacter freundii</i> <i>Pantoea agglomerans</i>	SOR NONE
40320	<i>Pantoea agglomerans</i> <i>Serratia rubidaea</i>	NONE NONE
40321	<i>Serratia plymuthica</i> <i>Pantoea agglomerans</i>	NONE NONE

ENTEROBACTERIACEAE
ENTEROBACTERIACEAE

Codice numerico Code number	Microorganismo Microorganism	Test atipici Atypical tests
40322	<i>Pantoea agglomerans</i>	NONE
40323	<i>Pantoea agglomerans</i>	NONE
40324	<i>Pantoea agglomerans</i>	NONE
40325	<i>Pantoea agglomerans</i>	NONE
40326	<i>Pantoea agglomerans</i>	NONE
40327	<i>Pantoea agglomerans</i>	NONE
40330	<i>Pantoea agglomerans</i>	NONE
40331	<i>Pantoea agglomerans</i> <i>Enterobacter sakazakii</i>	NONE ORN, DUL
40332	<i>Pantoea agglomerans</i>	NONE
40333	<i>Pantoea agglomerans</i>	NONE
40340	<i>Citrobacter freundii</i> <i>Shigella boydii</i>	CIT LAC
40341	<i>Serratia plymuthica</i> <i>Serratia ficaria</i>	NONE NONE
40342	<i>Citrobacter freundii</i>	CIT
40343	<i>Citrobacter freundii</i>	NONE
40344	<i>Pantoea agglomerans</i>	NONE
40345	<i>Pantoea agglomerans</i>	NONE
40346	<i>Pantoea agglomerans</i>	NONE
40347	<i>Pantoea agglomerans</i>	NONE
40350	<i>Citrobacter freundii</i>	CIT
40351	<i>Citrobacter freundii</i>	NONE

ENTEROBACTERIACEAE
ENTEROBACTERIACEAE

Codice numerico Code number	Microorganismo Microorganism	Test atipici Atypical tests
40352	<i>Citrobacter freundii</i>	CIT
40353	<i>Citrobacter freundii</i>	NONE
40360	<i>Serratia plymuthica</i> <i>Pantoea agglomerans</i>	NONE NONE
40361	<i>Serratia plymuthica</i> <i>Serratia ficaria</i>	NONE NONE
40362	<i>Pantoea agglomerans</i>	NONE
40363	<i>Enterobacter cloacae</i> <i>Pantoea agglomerans</i>	ARN NONE
40364	<i>Pantoea agglomerans</i>	NONE
40365	<i>Pantoea agglomerans</i>	NONE
40366	<i>Pantoea agglomerans</i>	NONE
40367	<i>Pantoea agglomerans</i>	NONE
40370	<i>Pantoea agglomerans</i>	NONE
40371	<i>Pantoea agglomerans</i> <i>Enterobacter cloacae</i>	NONE ORN
40372	<i>Pantoea agglomerans</i>	NONE
40373	<i>Enterobacter cloacae</i> <i>Pantoea agglomerans</i> <i>Klebsiella pneumoniae</i>	ORN NONE LYS
40401	<i>Providencia alcalifaciens</i> <i>Pantoea agglomerans</i>	IND, PA ADO, ARA
40403	<i>Pantoea agglomerans</i>	ADO, ARA
40404	<i>Providencia alcalifaciens</i>	IND, CIT

ENTEROBACTERIACEAE
ENTEROBACTERIACEAE

Codice numerico Code number	Microorganismo Microorganism	Test atipici Atypical tests
40405	<i>Providencia alcalifaciens</i> <i>Providencia stuartii</i>	IND IND
40407	<i>Providencia stuartii</i> <i>Providencia rettgeri</i>	IND IND
40421	<i>Pantoea agglomerans</i>	ADO, ARA
40423	<i>Pantoea agglomerans</i>	ADO, ARA
40425	<i>Pantoea agglomerans</i>	ADO, ARA
40427	<i>Pantoea agglomerans</i>	ADO, ARA
40441	<i>Pantoea agglomerans</i>	ADO, ARA
40443	<i>Pantoea agglomerans</i>	ADO, ARA
40445	<i>Providencia alcalifaciens</i> <i>Pantoea agglomerans</i>	IND, SOR ADO, ARA
40447	<i>Pantoea agglomerans</i>	ADO, ARA
40461	<i>Pantoea agglomerans</i> <i>Serratia marcescens</i>	ADO, ARA LYS, ORN
40463	<i>Pantoea agglomerans</i> <i>Enterobacter cloacae</i>	ADO, ARA ORN, LAC, ARA
40465	<i>Pantoea agglomerans</i>	ADO, ARA
40467	<i>Pantoea agglomerans</i>	ADO, ARA
40500	<i>Klebsiella ozaenae</i>	NONE
40501	<i>Klebsiella ozaenae</i> <i>Pantoea agglomerans</i>	NONE ADO
40502	<i>Klebsiella ozaenae</i>	NONE

ENTEROBACTERIACEAE
ENTEROBACTERIACEAE

Codice numerico Code number	Microorganismo Microorganism	Test atipici Atypical tests
40503	<i>Klebsiella ozaenae</i> <i>Pantoea agglomerans</i>	NONE ADO
40504	<i>Pantoea agglomerans</i>	ADO
40505	<i>Pantoea agglomerans</i>	ADO
40506	<i>Pantoea agglomerans</i>	ADO
40507	<i>Pantoea agglomerans</i>	ADO
40511	<i>Pantoea agglomerans</i>	ADO
40513	<i>Pantoea agglomerans</i>	ADO
40520	<i>Pantoea agglomerans</i> <i>Serratia rubidaea</i>	ADO LAC
40521	<i>Pantoea agglomerans</i> <i>Serratia rubidaea</i>	ADO LAC
40522	<i>Pantoea agglomerans</i>	ADO
40523	<i>Pantoea agglomerans</i>	ADO
40524	<i>Pantoea agglomerans</i>	ADO
40525	<i>Pantoea agglomerans</i>	ADO
40526	<i>Pantoea agglomerans</i>	ADO
40527	<i>Pantoea agglomerans</i>	ADO
40531	<i>Pantoea agglomerans</i>	ADO
40533	<i>Pantoea agglomerans</i>	ADO
40540	<i>Klebsiella rhinoscleromatis</i> <i>Klebsiella ozaenae</i>	NONE NONE
40541	<i>Klebsiella ozaenae</i>	NONE

ENTEROBACTERIACEAE
ENTEROBACTERIACEAE

Codice numerico Code number	Microorganismo Microorganism	Test atipici Atypical tests
40542	<i>Klebsiella ozaenae</i>	NONE
40543	<i>Klebsiella ozaenae</i>	NONE
40544	<i>Pantoea agglomerans</i>	ADO
40545	<i>Pantoea agglomerans</i>	ADO
40546	<i>Pantoea agglomerans</i>	ADO
40547	<i>Pantoea agglomerans</i>	ADO
40551	<i>Pantoea agglomerans</i>	ADO
40553	<i>Pantoea agglomerans</i>	ADO
40560	<i>Pantoea agglomerans</i>	ADO
40561	<i>Pantoea agglomerans</i> <i>Enterobacter cloacae</i>	ADO ORN, LAC
40562	<i>Pantoea agglomerans</i>	ADO
40563	<i>Enterobacter cloacae</i> <i>Pantoea agglomerans</i>	ORN, LAC ADO
40564	<i>Pantoea agglomerans</i>	ADO
40565	<i>Pantoea agglomerans</i>	ADO
40566	<i>Pantoea agglomerans</i>	ADO
40567	<i>Pantoea agglomerans</i>	ADO
40571	<i>Pantoea agglomerans</i> <i>Enterobacter cloacae</i>	ADO ORN, LAC
40573	<i>Enterobacter cloacae</i> <i>Pantoea agglomerans</i> <i>Klebsiella pneumoniae</i>	ORN, LAC ADO LYS, LAC
40600	<i>Moellerella wisconsensis</i>	NONE

ENTEROBACTERIACEAE
ENTEROBACTERIACEAE

Codice numerico Code number	Microorganismo Microorganism	Test atipici Atypical tests
40601	<i>Moellerella wisconsensis</i>	NONE
40603	<i>Pantoea agglomerans</i>	ADO, ARA
40605	<i>Providencia alcalifaciens</i>	IND, LAC
	<i>Pantoea agglomerans</i>	ADO, ARA
40607	<i>Pantoea agglomerans</i>	ADO, ARA
40621	<i>Pantoea agglomerans</i>	ADO, ARA
40623	<i>Pantoea agglomerans</i>	ADO, ARA
40625	<i>Pantoea agglomerans</i>	ADO, ARA
40627	<i>Pantoea agglomerans</i>	ADO, ARA
40641	<i>Pantoea agglomerans</i>	ADO, ARA
40643	<i>Pantoea agglomerans</i>	ADO, ARA
40645	<i>Pantoea agglomerans</i>	ADO, ARA
40647	<i>Pantoea agglomerans</i>	ADO, ARA
40661	<i>Pantoea agglomerans</i>	ADO, ARA
	<i>Enterobacter cloacae</i>	ORN, ARA
40663	<i>Enterobacter cloacae</i>	ORN, ARA
	<i>Pantoea agglomerans</i>	ADO, ARA
	<i>Klebsiella pneumoniae</i>	LYS, ARA
40665	<i>Pantoea agglomerans</i>	ADO, ARA
40667	<i>Pantoea agglomerans</i>	ADO, ARA
40673	<i>Klebsiella pneumoniae</i>	LYS, ARA
40700	<i>Klebsiella ozaenae</i>	NONE
	<i>Serratia rubidaea</i>	VP

ENTEROBACTERIACEAE
ENTEROBACTERIACEAE

Codice numerico Code number	Microorganismo Microorganism	Test atipici Atypical tests
40701	<i>Klebsiella ozaenae</i> <i>Serratia rubidaea</i>	VP NONE
40702	<i>Klebsiella ozaenae</i>	NONE
40703	<i>Klebsiella ozaenae</i> <i>Pantoea agglomerans</i> <i>Serratia rubidaea</i>	NONE ADO VP, URE
40704	<i>Pantoea agglomerans</i>	ADO
40705	<i>Pantoea agglomerans</i>	ADO
40706	<i>Pantoea agglomerans</i>	ADO
40707	<i>Pantoea agglomerans</i>	ADO
40711	<i>Pantoea agglomerans</i>	ADO
40713	<i>Pantoea agglomerans</i>	ADO
40720	<i>Serratia rubidaea</i>	NONE
40721	<i>Serratia rubidaea</i>	NONE
40722	<i>Serratia rubidaea</i> <i>Pantoea agglomerans</i>	URE ADO
40723	<i>Serratia rubidaea</i> <i>Pantoea agglomerans</i>	URE ADO
40724	<i>Pantoea agglomerans</i>	ADO
40725	<i>Pantoea agglomerans</i>	ADO
40726	<i>Pantoea agglomerans</i>	ADO
40727	<i>Pantoea agglomerans</i>	ADO
40731	<i>Pantoea agglomerans</i>	ADO
40733	<i>Pantoea agglomerans</i>	ADO

ENTEROBACTERIACEAE
ENTEROBACTERIACEAE

Codice numerico Code number	Microorganismo Microorganism	Test atipici Atypical tests
40740	<i>Klebsiella ozaenae</i>	NONE
40741	<i>Klebsiella ozaenae</i>	NONE
40742	<i>Klebsiella ozaenae</i>	NONE
40743	<i>Klebsiella ozaenae</i> <i>Klebsiella pneumoniae</i>	NONE LYS, VP
40744	<i>Pantoea agglomerans</i>	ADO
40745	<i>Pantoea agglomerans</i>	ADO
40746	<i>Pantoea agglomerans</i>	ADO
40747	<i>Pantoea agglomerans</i>	ADO
40751	<i>Pantoea agglomerans</i>	ADO
40753	<i>Klebsiella pneumoniae</i> <i>Pantoea agglomerans</i>	LYS, VP ADO
40760	<i>Serratia rubidaea</i>	SOR
40761	<i>Serratia rubidaea</i>	SOR
40762	<i>Klebsiella pneumoniae</i> <i>Pantoea agglomerans</i>	LYS, CIT ADO
40763	<i>Klebsiella pneumoniae</i> <i>Pantoea agglomerans</i>	LYS ADO
40764	<i>Pantoea agglomerans</i>	ADO
40765	<i>Pantoea agglomerans</i>	ADO
40766	<i>Pantoea agglomerans</i>	ADO
40767	<i>Pantoea agglomerans</i>	ADO

ENTEROBACTERIACEAE
ENTEROBACTERIACEAE

Codice numerico Code number	Microorganismo Microorganism	Test atipici Atypical tests
40771	<i>Klebsiella pneumoniae</i> <i>Enterobacter cloacae</i> <i>Pantoea agglomerans</i>	LYS, URE ORN ADO
40772	<i>Klebsiella pneumoniae</i>	LYS, CIT
40773	<i>Klebsiella pneumoniae</i> <i>Enterobacter cloacae</i>	LYS ORN
41000	<i>Shigella sp.</i>	NONE
41001	<i>Providencia stuartii</i>	PA
41002	<i>Morganella morganii</i> <i>Providencia stuartii</i>	ORN, PA PA, CIT
41003	<i>Providencia stuartii</i>	PA
41004	<i>Providencia rustigianii</i> <i>Providencia stuartii</i>	NONE CIT
41005	<i>Providencia stuartii</i>	NONE
41006	<i>Proteus vulgaris</i> <i>Morganella morganii</i> <i>Providencia stuartii</i>	H ₂ S ORN CIT
41007	<i>Providencia stuartii</i> <i>Proteus vulgaris</i>	NONE H ₂ S
41010	<i>Shigella sp.</i> <i>Escherichia coli</i>	DUL ARA
41011	<i>Pantoea agglomerans</i>	ARA
41013	<i>Pantoea agglomerans</i>	ARA
41020	<i>Pantoea agglomerans</i>	ARA
41021	<i>Pantoea agglomerans</i>	ARA

ENTEROBACTERIACEAE
ENTEROBACTERIACEAE

Codice numerico Code number	Microorganismo Microorganism	Test atipici Atypical tests
41022	<i>Pantoea agglomerans</i>	ARA
41023	<i>Pantoea agglomerans</i>	ARA
41024	<i>Pantoea agglomerans</i>	ARA
41025	<i>Pantoea agglomerans</i>	ARA
41026	<i>Pantoea agglomerans</i>	ARA
41027	<i>Pantoea agglomerans</i>	ARA
41031	<i>Pantoea agglomerans</i>	ARA
41033	<i>Pantoea agglomerans</i>	ARA
41040	<i>Shigella sp.</i> <i>Escherichia coli</i>	NONE ARA
41041	<i>Providencia stuartii</i>	SOR, PA
41042	<i>Yersinia kristensenii</i> <i>Shigella sp.</i>	ORN, ARA URE
41043	<i>Providencia stuartii</i> <i>Citrobacter amalonaticus</i>	SOR, PA ORN, ARA
41044	<i>Providencia stuartii</i>	SOR, CIT
41045	<i>Providencia stuartii</i>	SOR
41046	<i>Providencia stuartii</i>	SOR, CIT
41047	<i>Providencia stuartii</i>	SOR
41050	<i>Escherichia coli</i> <i>Shigella sp.</i>	ARA DUL
41051	<i>Pantoea agglomerans</i>	ARA
41053	<i>Pantoea agglomerans</i>	ARA

ENTEROBACTERIACEAE
ENTEROBACTERIACEAE

Codice numerico Code number	Microorganismo Microorganism	Test atipici Atypical tests
41060	<i>Pantoea agglomerans</i>	ARA
41061	<i>Pantoea agglomerans</i>	ARA
41062	<i>Pantoea agglomerans</i>	ARA
41063	<i>Pantoea agglomerans</i>	ARA
41064	<i>Pantoea agglomerans</i>	ARA
41065	<i>Pantoea agglomerans</i>	ARA
41066	<i>Pantoea agglomerans</i>	ARA
41067	<i>Pantoea agglomerans</i>	ARA
41071	<i>Pantoea agglomerans</i>	ARA
41073	<i>Pantoea agglomerans</i>	ARA
41100	<i>Shigella sp.</i>	NONE
	<i>Pantoea agglomerans</i>	NONE
	<i>Escherichia coli</i>	NONE
41101	<i>Pantoea agglomerans</i>	NONE
	<i>Providencia stuartii</i>	ARA, PA
41102	<i>Shigella sp.</i>	IND
	<i>Yersinia pseudotuberculosis</i>	URE
41103	<i>Pantoea agglomerans</i>	NONE
41104	<i>Providencia stuartii</i>	ARA, CIT
	<i>Pantoea agglomerans</i>	NONE
41105	<i>Providencia stuartii</i>	ARA
	<i>Pantoea agglomerans</i>	NONE
41106	<i>Providencia stuartii</i>	ARA, CIT
	<i>Pantoea agglomerans</i>	NONE

ENTEROBACTERIACEAE
ENTEROBACTERIACEAE

Codice numerico Code number	Microorganismo Microorganism	Test atipici Atypical tests
41107	<i>Providencia stuartii</i>	ARA
	<i>Pantoea agglomerans</i>	NONE
41110	<i>Escherichia coli</i>	NONE
	<i>Shigella sp.</i>	DUL
41111	<i>Pantoea agglomerans</i>	NONE
41112	<i>Pantoea agglomerans</i>	NONE
41113	<i>Pantoea agglomerans</i>	NONE
41120	<i>Pantoea agglomerans</i>	NONE
41121	<i>Pantoea agglomerans</i>	NONE
41122	<i>Pantoea agglomerans</i>	NONE
41123	<i>Pantoea agglomerans</i>	NONE
41124	<i>Pantoea agglomerans</i>	NONE
41125	<i>Pantoea agglomerans</i>	NONE
41126	<i>Pantoea agglomerans</i>	NONE
41127	<i>Pantoea agglomerans</i>	NONE
41130	<i>Pantoea agglomerans</i>	NONE
41131	<i>Pantoea agglomerans</i>	NONE
41132	<i>Pantoea agglomerans</i>	NONE
41133	<i>Pantoea agglomerans</i>	NONE
41140	<i>Shigella sp.</i>	NONE
	<i>Escherichia coli</i>	NONE
41141	<i>Pantoea agglomerans</i>	NONE
	<i>Citrobacter amalonaticus</i>	ORN

ENTEROBACTERIACEAE
ENTEROBACTERIACEAE

Codice numerico Code number	Microorganismo Microorganism	Test atipici Atypical tests
41142	<i>Yersinia frederikensenii</i>	ORN
	<i>Yersinia enterocolitica</i>	ORN
	<i>Yersinia kristensenii</i>	ORN
41143	<i>Yersinia frederikensenii</i>	ORN
	<i>Citrobacter amalonaticus</i>	ORN
	<i>Citrobacter freundii</i>	IND
41144	<i>Pantoea agglomerans</i>	NONE
41145	<i>Pantoea agglomerans</i>	NONE
	<i>Providencia stuartii</i>	ARA, SOR
41146	<i>Pantoea agglomerans</i>	NONE
41147	<i>Pantoea agglomerans</i>	NONE
	<i>Providencia stuartii</i>	ARA, SOR
41150	<i>Escherichia coli</i>	NONE
	<i>Shigella sp.</i>	DUL
41151	<i>Pantoea agglomerans</i>	NONE
	<i>Citrobacter amalonaticus</i>	ORN
41152	<i>Pantoea agglomerans</i>	NONE
	<i>Citrobacter freundii</i>	IND, CIT
41153	<i>Citrobacter freundii</i>	IND
	<i>Pantoea agglomerans</i>	NONE
	<i>Citrobacter amalonaticus</i>	ORN
41160	<i>Pantoea agglomerans</i>	NONE
41161	<i>Pantoea agglomerans</i>	NONE
41162	<i>Pantoea agglomerans</i>	NONE
	<i>Yersinia intermedia</i>	ORN
	<i>Yersinia enterocolitica</i>	ORN, VP
41163	<i>Pantoea agglomerans</i>	NONE

ENTEROBACTERIACEAE
ENTEROBACTERIACEAE

Codice numerico Code number	Microorganismo Microorganism	Test atipici Atypical tests
41164	<i>Pantoea agglomerans</i>	NONE
41165	<i>Pantoea agglomerans</i>	NONE
41166	<i>Pantoea agglomerans</i>	NONE
41167	<i>Pantoea agglomerans</i>	NONE
41170	<i>Pantoea agglomerans</i>	NONE
41171	<i>Pantoea agglomerans</i>	NONE
41172	<i>Pantoea agglomerans</i>	NONE
41173	<i>Pantoea agglomerans</i>	NONE
41200	<i>Shigella boydii</i> <i>Pantoea agglomerans</i>	LAC, ARA ARA
41201	<i>Providencia stuartii</i>	LAC, PA
41202	<i>Pantoea agglomerans</i>	ARA
41203	<i>Providencia stuartii</i> <i>Pantoea agglomerans</i>	LAC, PA ARA
41204	<i>Providencia stuartii</i>	LAC, CIT
41205	<i>Providencia stuartii</i>	LAC
41206	<i>Providencia stuartii</i>	LAC, CIT
41207	<i>Providencia stuartii</i>	LAC
41211	<i>Pantoea agglomerans</i>	ARA
41213	<i>Pantoea agglomerans</i>	ARA
41220	<i>Pantoea agglomerans</i>	ARA
41221	<i>Pantoea agglomerans</i>	ARA

ENTEROBACTERIACEAE
ENTEROBACTERIACEAE

Codice numerico Code number	Microorganismo Microorganism	Test atipici Atypical tests
41222	<i>Pantoea agglomerans</i>	ARA
41223	<i>Pantoea agglomerans</i>	ARA
41224	<i>Pantoea agglomerans</i>	ARA
41225	<i>Pantoea agglomerans</i>	ARA
41226	<i>Pantoea agglomerans</i>	ARA
41227	<i>Pantoea agglomerans</i>	ARA
41231	<i>Pantoea agglomerans</i>	ARA
41233	<i>Pantoea agglomerans</i>	ARA
41240	<i>Escherichia coli</i> <i>Shigella boydii</i>	ARA LAC, ARA
41241	<i>Pantoea agglomerans</i> <i>Citrobacter amalonaticus</i>	ARA ORN, ARA
41242	<i>Pantoea agglomerans</i>	ARA
41243	<i>Citrobacter amalonaticus</i> <i>Pantoea agglomerans</i>	ORN, ARA ARA
41244	<i>Pantoea agglomerans</i>	ARA
41245	<i>Providencia stuartii</i>	LAC, SOR
41246	<i>Pantoea agglomerans</i>	ARA
41247	<i>Providencia stuartii</i>	LAC, SOR
41250	<i>Escherichia coli</i>	ARA
41251	<i>Pantoea agglomerans</i>	ARA
41253	<i>Pantoea agglomerans</i>	ARA

ENTEROBACTERIACEAE
ENTEROBACTERIACEAE

Codice numerico Code number	Microorganismo Microorganism	Test atipici Atypical tests
41260	<i>Pantoea agglomerans</i>	ARA
41261	<i>Pantoea agglomerans</i>	ARA
41262	<i>Pantoea agglomerans</i>	ARA
41263	<i>Pantoea agglomerans</i>	ARA
41264	<i>Pantoea agglomerans</i>	ARA
41265	<i>Pantoea agglomerans</i>	ARA
41266	<i>Pantoea agglomerans</i>	ARA
41267	<i>Pantoea agglomerans</i>	ARA
41271	<i>Pantoea agglomerans</i>	ARA
41273	<i>Pantoea agglomerans</i>	ARA
41300	<i>Shigella boydii</i>	LAC
	<i>Escherichia coli</i>	NONE
	<i>Pantoea agglomerans</i>	NONE
41301	<i>Pantoea agglomerans</i>	NONE
41302	<i>Pantoea agglomerans</i>	NONE
41303	<i>Pantoea agglomerans</i>	NONE
	<i>Citrobacter amalonaticus</i>	ORN, SOR
41304	<i>Pantoea agglomerans</i>	NONE
41305	<i>Pantoea agglomerans</i>	NONE
	<i>Providencia stuartii</i>	LAC, ARA
41306	<i>Pantoea agglomerans</i>	NONE
41307	<i>Pantoea agglomerans</i>	NONE
	<i>Providencia stuartii</i>	LAC, ARA

ENTEROBACTERIACEAE
ENTEROBACTERIACEAE

Codice numerico Code number	Microorganismo Microorganism	Test atipici Atypical tests
41310	<i>Escherichia coli</i>	NONE
	<i>Pantoea agglomerans</i>	NONE
	<i>Shigella boydii</i>	LAC, DUL
41311	<i>Pantoea agglomerans</i>	NONE
41312	<i>Pantoea agglomerans</i>	NONE
41313	<i>Pantoea agglomerans</i>	NONE
41320	<i>Pantoea agglomerans</i>	NONE
41321	<i>Pantoea agglomerans</i>	NONE
	<i>Enterobacter sakazakii</i>	ORN
41322	<i>Pantoea agglomerans</i>	NONE
41323	<i>Pantoea agglomerans</i>	NONE
41324	<i>Pantoea agglomerans</i>	NONE
41325	<i>Pantoea agglomerans</i>	NONE
41326	<i>Pantoea agglomerans</i>	NONE
41327	<i>Pantoea agglomerans</i>	NONE
41330	<i>Pantoea agglomerans</i>	NONE
41331	<i>Pantoea agglomerans</i>	NONE
41332	<i>Pantoea agglomerans</i>	NONE
41333	<i>Pantoea agglomerans</i>	NONE
41340	<i>Escherichia coli</i>	NONE
	<i>Shigella boydii</i>	LAC
41341	<i>Citrobacter amalonaticus</i>	ORN
	<i>Pantoea agglomerans</i>	NONE

ENTEROBACTERIACEAE
ENTEROBACTERIACEAE

Codice numerico Code number	Microorganismo Microorganism	Test atipici Atypical tests
41342	<i>Citrobacter amalonaticus</i>	ORN, CIT
	<i>Pantoea agglomerans</i>	NONE
41343	<i>Citrobacter amalonaticus</i>	ORN
41344	<i>Pantoea agglomerans</i>	NONE
41345	<i>Pantoea agglomerans</i>	NONE
41346	<i>Pantoea agglomerans</i>	NONE
41347	<i>Pantoea agglomerans</i>	NONE
41350	<i>Escherichia coli</i>	NONE
41351	<i>Citrobacter amalonaticus</i>	ORN
	<i>Pantoea agglomerans</i>	NONE
41352	<i>Pantoea agglomerans</i>	NONE
	<i>Citrobacter freundii</i>	IND
41353	<i>Citrobacter freundii</i>	IND
	<i>Citrobacter amalonaticus</i>	ORN
41360	<i>Pantoea agglomerans</i>	NONE
41361	<i>Pantoea agglomerans</i>	NONE
41362	<i>Pantoea agglomerans</i>	NONE
41363	<i>Pantoea agglomerans</i>	NONE
	<i>Klebsiella oxytoca</i>	LYS
41364	<i>Pantoea agglomerans</i>	NONE
41365	<i>Pantoea agglomerans</i>	NONE
41366	<i>Pantoea agglomerans</i>	NONE
41367	<i>Pantoea agglomerans</i>	NONE

ENTEROBACTERIACEAE
ENTEROBACTERIACEAE

Codice numerico Code number	Microorganismo Microorganism	Test atipici Atypical tests
41370	<i>Pantoea agglomerans</i>	NONE
41371	<i>Pantoea agglomerans</i>	NONE
41372	<i>Pantoea agglomerans</i>	NONE
41373	<i>Klebsiella oxytoca</i> <i>Pantoea agglomerans</i>	LYS NONE
41400	<i>Providencia alcalifaciens</i>	PA, CIT
41401	<i>Providencia alcalifaciens</i> <i>Providencia stuartii</i>	PA PA
41402	<i>Providencia rettgeri</i>	PA, CIT
41403	<i>Providencia rettgeri</i>	PA
41404	<i>Providencia alcalifaciens</i> <i>Providencia stuartii</i>	PA PA
41405	<i>Providencia alcalifaciens</i>	NONE
41406	<i>Providencia rettgeri</i>	CIT
41407	<i>Providencia rettgeri</i>	NONE
41421	<i>Pantoea agglomerans</i>	ADO, ARA
41423	<i>Pantoea agglomerans</i>	ADO, ARA
41425	<i>Pantoea agglomerans</i>	ADO, ARA
41427	<i>Pantoea agglomerans</i>	ADO, ARA
41441	<i>Providencia alcalifaciens</i>	SOR, PA
41443	<i>Citrobacter koseri</i> <i>Pantoea agglomerans</i>	ORN, ARA ADO, ARA
41444	<i>Providencia alcalifaciens</i>	SOR, CIT

ENTEROBACTERIACEAE
ENTEROBACTERIACEAE

Codice numerico Code number	Microorganismo Microorganism	Test atipici Atypical tests
41445	<i>Providencia alcalifaciens</i> <i>Providencia stuartii</i>	SOR SOR
41447	<i>Providencia stuartii</i>	SOR
41453	<i>Citrobacter koseri</i>	ORN, ARA
41461	<i>Pantoea agglomerans</i>	ADO, ARA
41463	<i>Pantoea agglomerans</i>	ADO, ARA
41465	<i>Pantoea agglomerans</i>	ADO, ARA
41467	<i>Pantoea agglomerans</i>	ADO, ARA
41500	<i>Pantoea agglomerans</i>	ADO
41501	<i>Pantoea agglomerans</i> <i>Providencia alcalifaciens</i>	ADO ARA, PA
41502	<i>Pantoea agglomerans</i>	ADO
41503	<i>Pantoea agglomerans</i>	ADO
41504	<i>Providencia alcalifaciens</i> <i>Pantoea agglomerans</i>	ARA, CIT ADO
41505	<i>Providencia alcalifaciens</i> <i>Providencia stuartii</i>	ARA ARA
41506	<i>Pantoea agglomerans</i>	ADO
41507	<i>Providencia stuartii</i> <i>Pantoea agglomerans</i>	ARA ADO
41511	<i>Pantoea agglomerans</i>	ADO
41513	<i>Pantoea agglomerans</i> <i>Citrobacter koseri</i>	ADO ORN, SOR
41520	<i>Pantoea agglomerans</i>	ADO

ENTEROBACTERIACEAE
ENTEROBACTERIACEAE

Codice numerico Code number	Microorganismo Microorganism	Test atipici Atypical tests
41521	<i>Pantoea agglomerans</i>	ADO
41522	<i>Pantoea agglomerans</i>	ADO
41523	<i>Pantoea agglomerans</i>	ADO
41524	<i>Pantoea agglomerans</i>	ADO
41525	<i>Pantoea agglomerans</i>	ADO
41526	<i>Pantoea agglomerans</i>	ADO
41527	<i>Pantoea agglomerans</i>	ADO
41531	<i>Pantoea agglomerans</i>	ADO
41533	<i>Pantoea agglomerans</i>	ADO
41540	<i>Pantoea agglomerans</i>	ADO
41541	<i>Pantoea agglomerans</i> <i>Citrobacter koseri</i>	ADO ORN
41542	<i>Pantoea agglomerans</i> <i>Citrobacter koseri</i>	ADO ORN, CIT
41543	<i>Citrobacter koseri</i> <i>Pantoea agglomerans</i>	ORN ADO
41544	<i>Pantoea agglomerans</i>	ADO
41545	<i>Pantoea agglomerans</i> <i>Providencia alcalifaciens</i>	ADO ARA, SOR
41546	<i>Pantoea agglomerans</i>	ADO
41547	<i>Pantoea agglomerans</i>	ADO
41551	<i>Citrobacter koseri</i> <i>Pantoea agglomerans</i>	ORN ADO

ENTEROBACTERIACEAE
ENTEROBACTERIACEAE

Codice numerico Code number	Microorganismo Microorganism	Test atipici Atypical tests
41552	<i>Citrobacter koseri</i>	ORN, CIT
41553	<i>Citrobacter koseri</i>	ORN
41560	<i>Pantoea agglomerans</i>	ADO
41561	<i>Pantoea agglomerans</i>	ADO
41562	<i>Pantoea agglomerans</i>	ADO
41563	<i>Pantoea agglomerans</i> <i>Klebsiella oxytoca</i>	ADO LYS, LAC
41564	<i>Pantoea agglomerans</i>	ADO
41565	<i>Pantoea agglomerans</i>	ADO
41566	<i>Pantoea agglomerans</i>	ADO
41567	<i>Pantoea agglomerans</i>	ADO
41571	<i>Pantoea agglomerans</i>	ADO
41573	<i>Klebsiella oxytoca</i> <i>Pantoea agglomerans</i>	LYS, LAC ADO
41601	<i>Providencia alcalifaciens</i> <i>Pantoea agglomerans</i>	LAC, PA ADO, ARA
41603	<i>Providencia rettgeri</i>	LAC, PA
41604	<i>Providencia alcalifaciens</i>	LAC, CIT
41605	<i>Providencia stuartii</i> <i>Providencia alcalifaciens</i>	LAC LAC
41606	<i>Providencia rettgeri</i>	LAC, CIT
41607	<i>Providencia rettgeri</i>	LAC
41621	<i>Pantoea agglomerans</i>	ADO, ARA

ENTEROBACTERIACEAE
ENTEROBACTERIACEAE

Codice numerico Code number	Microorganismo Microorganism	Test atipici Atypical tests
41623	<i>Pantoea agglomerans</i>	ADO, ARA
41625	<i>Pantoea agglomerans</i>	ADO, ARA
41627	<i>Pantoea agglomerans</i>	ADO, ARA
41641	<i>Pantoea agglomerans</i>	ADO, ARA
41643	<i>Citrobacter koseri</i> <i>Pantoea agglomerans</i>	ORN, ARA ADO, ARA
41645	<i>Providencia alcalifaciens</i>	LAC, SOR
41647	<i>Pantoea agglomerans</i>	ADO, ARA
41653	<i>Citrobacter koseri</i>	ORN, ARA
41661	<i>Pantoea agglomerans</i>	ADO, ARA
41663	<i>Klebsiella oxytoca</i>	LYS, ARA
41665	<i>Pantoea agglomerans</i>	ADO, ARA
41667	<i>Pantoea agglomerans</i>	ADO, ARA
41673	<i>Klebsiella oxytoca</i>	LYS, LAC
41700	<i>Pantoea agglomerans</i>	ADO
41701	<i>Serratia rubidaea</i> <i>Pantoea agglomerans</i>	IND, VP ADO
41702	<i>Pantoea agglomerans</i>	ADO
41703	<i>Pantoea agglomerans</i>	ADO
41704	<i>Pantoea agglomerans</i>	ADO
41705	<i>Pantoea agglomerans</i> <i>Providencia alcalifaciens</i>	ADO LAC, ARA

ENTEROBACTERIACEAE
ENTEROBACTERIACEAE

Codice numerico Code number	Microorganismo Microorganism	Test atipici Atypical tests
41706	<i>Pantoea agglomerans</i>	ADO
41707	<i>Pantoea agglomerans</i>	ADO
41711	<i>Pantoea agglomerans</i>	ADO
41713	<i>Pantoea agglomerans</i> <i>Citrobacter koseri</i>	ADO ORN, SOR
41720	<i>Serratia rubidaea</i> <i>Pantoea agglomerans</i>	IND ADO
41721	<i>Serratia rubidaea</i> <i>Pantoea agglomerans</i>	IND ADO
41722	<i>Pantoea agglomerans</i>	ADO
41723	<i>Pantoea agglomerans</i> <i>Serratia rubidaea</i> <i>Klebsiella oxytoca</i>	ADO IND, URE LYS, SOR
41724	<i>Pantoea agglomerans</i>	ADO
41725	<i>Pantoea agglomerans</i>	ADO
41726	<i>Pantoea agglomerans</i>	ADO
41727	<i>Pantoea agglomerans</i>	ADO
41731	<i>Pantoea agglomerans</i>	ADO
41733	<i>Pantoea agglomerans</i> <i>Klebsiella oxytoca</i>	ADO LYS, SOR
41740	<i>Escherichia coli</i>	ADO
41741	<i>Pantoea agglomerans</i> <i>Citrobacter koseri</i>	ADO ORN
41742	<i>Pantoea agglomerans</i> <i>Citrobacter koseri</i>	ADO ORN, CIT

ENTEROBACTERIACEAE
ENTEROBACTERIACEAE

Codice numerico Code number	Microorganismo Microorganism	Test atipici Atypical tests
41743	<i>Klebsiella oxytoca</i> <i>Citrobacter koseri</i>	LYS, VP ORN
41744	<i>Pantoea agglomerans</i>	ADO
41745	<i>Pantoea agglomerans</i>	ADO
41746	<i>Pantoea agglomerans</i>	ADO
41747	<i>Pantoea agglomerans</i>	ADO
41750	<i>Escherichia coli</i>	ADO
41751	<i>Citrobacter koseri</i> <i>Pantoea agglomerans</i>	ORN ADO
41752	<i>Citrobacter koseri</i>	ORN, CIT
41753	<i>Citrobacter koseri</i> <i>Klebsiella oxytoca</i>	ORN LYS, VP
41760	<i>Pantoea agglomerans</i>	ADO
41761	<i>Klebsiella oxytoca</i> <i>Serratia rubidaea</i> <i>Pantoea agglomerans</i>	LYS, URE IND, SOR ADO
41762	<i>Klebsiella oxytoca</i>	LYS, CIT
41763	<i>Klebsiella oxytoca</i>	LYS
41764	<i>Pantoea agglomerans</i>	ADO
41765	<i>Pantoea agglomerans</i>	ADO
41766	<i>Pantoea agglomerans</i>	ADO
41767	<i>Pantoea agglomerans</i>	ADO
41771	<i>Klebsiella oxytoca</i> <i>Pantoea agglomerans</i>	LYS, URE ADO

ENTEROBACTERIACEAE
ENTEROBACTERIACEAE

Codice numerico Code number	Microorganismo Microorganism	Test atipici Atypical tests
41772	<i>Klebsiella oxytoca</i>	LYS, CIT
41773	<i>Klebsiella oxytoca</i>	LYS
42002	<i>Proteus mirabilis</i>	ORN, PA
42003	<i>Proteus mirabilis</i>	ORN, PA
42004	<i>Proteus vulgaris</i>	IND, URE
42005	<i>Proteus vulgaris</i> <i>Proteus mirabilis</i>	IND, URE ORN, URE
42006	<i>Proteus penneri</i>	H ₂ S
42007	<i>Proteus vulgaris</i> <i>Proteus mirabilis</i>	IND ORN
42022	<i>Proteus mirabilis</i>	ORN, PA
42023	<i>Proteus mirabilis</i>	ORN, PA
42024	<i>Proteus mirabilis</i>	ORN, URE
42025	<i>Proteus mirabilis</i>	ORN, URE
42026	<i>Proteus mirabilis</i>	ORN
42027	<i>Proteus mirabilis</i>	ORN
42100	<i>Citrobacter freundii</i>	SOR, CIT
42101	<i>Citrobacter freundii</i>	SOR
42102	<i>Citrobacter freundii</i>	SOR, CIT
42103	<i>Citrobacter freundii</i>	SOR
42110	<i>Citrobacter freundii</i>	SOR, CIT
42111	<i>Citrobacter freundii</i>	SOR

ENTEROBACTERIACEAE
ENTEROBACTERIACEAE

Codice numerico Code number	Microorganismo Microorganism	Test atipici Atypical tests
42112	<i>Citrobacter freundii</i>	SOR, CIT
42113	<i>Citrobacter freundii</i>	SOR
42140	<i>Citrobacter freundii</i> <i>Salmonella sp. serovar paratyphi A</i>	CIT ORN, H ₂ S
42141	<i>Citrobacter freundii</i>	NONE
42142	<i>Citrobacter freundii</i>	CIT
42143	<i>Citrobacter freundii</i>	NONE
42150	<i>Citrobacter freundii</i> <i>Salmonella sp. serovar paratyphi A</i>	CIT ORN, H ₂ S
42151	<i>Citrobacter freundii</i> <i>Salmonella sp. subsp. choleraesuis</i>	NONE LYS, ORN
42152	<i>Citrobacter freundii</i>	CIT
42153	<i>Citrobacter freundii</i>	NONE
42206	<i>Proteus mirabilis</i>	ORN, LAC
42207	<i>Proteus mirabilis</i>	ORN, LAC
42221	<i>Ewingella americana</i>	H ₂ S
42226	<i>Proteus mirabilis</i>	ORN, LAC
42227	<i>Proteus mirabilis</i>	ORN, LAC
42300	<i>Citrobacter freundii</i>	SOR, CIT
42301	<i>Citrobacter freundii</i>	SOR
42302	<i>Citrobacter freundii</i>	SOR, CIT
42303	<i>Citrobacter freundii</i>	SOR

ENTEROBACTERIACEAE
ENTEROBACTERIACEAE

Codice numerico Code number	Microorganismo Microorganism	Test atipici Atypical tests
42310	<i>Citrobacter freundii</i>	SOR, CIT
42311	<i>Citrobacter freundii</i>	SOR
42312	<i>Citrobacter freundii</i>	SOR, CIT
42313	<i>Citrobacter freundii</i>	SOR
42340	<i>Citrobacter freundii</i>	CIT
42341	<i>Citrobacter freundii</i>	NONE
42342	<i>Citrobacter freundii</i>	CIT
42343	<i>Citrobacter freundii</i>	NONE
42350	<i>Citrobacter freundii</i>	CIT
42351	<i>Citrobacter freundii</i>	NONE
42352	<i>Citrobacter freundii</i>	CIT
42353	<i>Citrobacter freundii</i>	NONE
43004	<i>Proteus vulgaris</i>	URE
43005	<i>Proteus vulgaris</i>	URE
43006	<i>Proteus vulgaris</i>	NONE
43007	<i>Proteus vulgaris</i>	NONE
43026	<i>Proteus mirabilis</i>	ORN, IND
43027	<i>Proteus mirabilis</i>	ORN, IND
43103	<i>Citrobacter freundii</i>	IND, SOR
43113	<i>Citrobacter freundii</i>	IND, SOR
43141	<i>Citrobacter freundii</i>	IND

ENTEROBACTERIACEAE
ENTEROBACTERIACEAE

Codice numerico Code number	Microorganismo Microorganism	Test atipici Atypical tests
43142	<i>Citrobacter freundii</i>	IND, CIT
43143	<i>Citrobacter freundii</i>	IND
43150	<i>Citrobacter freundii</i>	IND, CIT
43151	<i>Citrobacter freundii</i>	IND
43152	<i>Citrobacter freundii</i>	IND, CIT
43153	<i>Citrobacter freundii</i>	IND
43313	<i>Citrobacter freundii</i>	IND, SOR
43340	<i>Escherichia coli</i>	LYS, H ₂ S
43341	<i>Citrobacter freundii</i>	IND
43342	<i>Citrobacter freundii</i>	IND, CIT
43343	<i>Citrobacter freundii</i>	IND
43350	<i>Escherichia coli</i> <i>Citrobacter freundii</i>	LYS, H ₂ S IND, CIT
43351	<i>Citrobacter freundii</i>	IND
43352	<i>Citrobacter freundii</i>	IND, CIT
43353	<i>Citrobacter freundii</i>	IND
44000	<i>Shigella sonnei</i> <i>Salmonella sp. serovar. choleraesuis</i>	ARA LYS, SOR
44001	<i>Cedecea davisae</i>	NONE
44002	<i>Morganella morgani</i> <i>Yersinia enterocolitica</i> <i>Proteus mirabilis</i>	IND, PA ARA, SOR H ₂ S, PA
44003	<i>Proteus mirabilis</i>	H ₂ S, PA

ENTEROBACTERIACEAE
ENTEROBACTERIACEAE

Codice numerico Code number	Microorganismo Microorganism	Test atipici Atypical tests
44004	<i>Proteus mirabilis</i>	H ₂ S, URE
44005	<i>Proteus mirabilis</i>	H ₂ S, URE
44006	<i>Proteus mirabilis</i> <i>Morganella morganii</i>	H ₂ S IND
44007	<i>Proteus mirabilis</i>	H ₂ S
44010	<i>Escherichia coli</i>	IND
44020	<i>Hafnia alvei</i>	LYS, ARA
44021	<i>Cedecea davisae</i>	NONE
44022	<i>Proteus mirabilis</i>	H ₂ S, PA
44023	<i>Enterobacter cloacae</i> <i>Proteus mirabilis</i> <i>Serratia marcescens</i>	ARA, SOR H ₂ S, PA LYS, SOR
44024	<i>Proteus mirabilis</i>	H ₂ S, URE
44025	<i>Proteus mirabilis</i>	H ₂ S, URE
44026	<i>Proteus mirabilis</i>	H ₂ S
44027	<i>Proteus mirabilis</i>	H ₂ S
44040	<i>Salmonella sp. serovar. choleraesuis</i> <i>Shigella sp.</i> <i>Yersinia enterocolitica</i>	LYS ARA, SOR ARA, SOR
44041	<i>Serratia liquefaciens</i>	ARA
44042	<i>Yersinia kristensenii</i> <i>Yersinia enterocolitica</i>	ARA ARA
44043	<i>Yersinia kristensenii</i> <i>Yersinia enterocolitica</i>	CIT CIT, ARA

ENTEROBACTERIACEAE
ENTEROBACTERIACEAE

Codice numerico Code number	Microorganismo Microorganism	Test atipici Atypical tests
44045	<i>Serratia liquefaciens</i>	ARA, PA
44050	<i>Salmonella sp.serovar.choleraesuis</i> <i>Escherichia coli</i>	LYS, DUL IND
44060	<i>Serratia liquefaciens</i>	ARA, CIT
44061	<i>Serratia liquefaciens</i> <i>Serratia marcescens</i>	ARA LYS
44062	<i>Yersinia kristensenii</i> <i>Yersinia enterocolitica</i>	VP VP, ARA
44063	<i>Serratia marcescens</i> <i>Enterobacter cloacae</i> <i>Serratia liquefaciens</i>	LYS ARA ARA, URE
44065	<i>Serratia liquefaciens</i>	ARA, PA
44071	<i>Enterobacter cloacae</i>	ARA, DUL
44073	<i>Enterobacter cloacae</i>	ARA, DUL
44100	<i>Shigella sonnei</i>	NONE
44101	<i>Serratia liquefaciens</i> <i>Enterobacter sakazakii</i>	SOR LAC, VP
44102	<i>Yersinia enterocolitica</i>	SOR
44103	<i>Enterobacter gergoviae</i> <i>Yersinia enterocolitica</i>	VP SOR, CIT
44105	<i>Serratia liquefaciens</i>	SOR, PA
44110	<i>Escherichia coli</i> <i>Shigella boydii</i>	IND ORN, DUL
44113	<i>Citrobacter freundii</i>	SOR

ENTEROBACTERIACEAE
ENTEROBACTERIACEAE

Codice numerico Code number	Microorganismo Microorganism	Test atipici Atypical tests
44120	<i>Hafnia alvei</i> <i>Enterobacter sakazakii</i>	LYS LAC, CIT
44121	<i>Enterobacter sakazakii</i>	LAC
44122	<i>Enterobacter gergoviae</i>	CIT
44123	<i>Enterobacter gergoviae</i>	NONE
44125	<i>Serratia liquefaciens</i>	SOR, PA
44130	<i>Hafnia alvei</i>	LYS, DUL
44131	<i>Enterobacter sakazakii</i>	LAC, DUL
44133	<i>Enterobacter cloacae</i>	SOR, DUL
44140	<i>Yersinia enterocolitica</i> <i>Yersinia kristensenii</i>	NONE NONE
44141	<i>Serratia liquefaciens</i>	NONE
44142	<i>Yersinia enterocolitica</i> <i>Yersinia kristensenii</i>	NONE NONE
44143	<i>Yersinia enterocolitica</i> <i>Yersinia kristensenii</i> <i>Citrobacter freundii</i>	CIT CIT NONE
44144	<i>Serratia liquefaciens</i>	PA, CIT
44145	<i>Serratia liquefaciens</i>	PA
44147	<i>Serratia liquefaciens</i>	PA, URE
44150	<i>Salmonella sp. serovar. paratyphi A</i>	NONE
44151	<i>Salmonella sp. subsp. choleraesuis</i> <i>Citrobacter freundii</i>	LYS, H ₂ S NONE

ENTEROBACTERIACEAE
ENTEROBACTERIACEAE

Codice numerico Code number	Microorganismo Microorganism	Test atipici Atypical tests
44153	<i>Citrobacter freundii</i>	NONE
	<i>Citrobacter amalonaticus</i>	IND, DUL
44160	<i>Serratia liquefaciens</i>	CIT
	<i>Yersinia enterocolitica</i>	VP, URE
44161	<i>Serratia liquefaciens</i>	NONE
	<i>Enterobacter cloacae</i>	NONE
44162	<i>Yersinia enterocolitica</i>	VP
	<i>Yersinia kristensenii</i>	VP
44163	<i>Enterobacter cloacae</i>	NONE
44164	<i>Serratia liquefaciens</i>	PA, CIT
44165	<i>Serratia liquefaciens</i>	PA
44167	<i>Serratia liquefaciens</i>	PA, URE
44170	<i>Enterobacter cloacae</i>	DUL, CIT
44171	<i>Enterobacter cloacae</i>	DUL
44172	<i>Enterobacter cloacae</i>	DUL, CIT
44173	<i>Enterobacter cloacae</i>	DUL
44200	<i>Shigella sonnei</i>	LAC, ARA
44201	<i>Cedecea davisae</i>	LAC
44206	<i>Proteus mirabilis</i>	H ₂ S, LAC
44207	<i>Proteus mirabilis</i>	H ₂ S, LAC
44221	<i>Cedecea davisae</i>	LAC
	<i>Ewingella americana</i>	ORN
44223	<i>Enterobacter cloacae</i>	ARA, SOR

ENTEROBACTERIACEAE
ENTEROBACTERIACEAE

Codice numerico Code number	Microorganismo Microorganism	Test atipici Atypical tests
44226	<i>Proteus mirabilis</i>	H ₂ S, LAC
44227	<i>Proteus mirabilis</i>	H ₂ S, LAC
44241	<i>Serratia liquefaciens</i>	LAC, ARA
44243	<i>Citrobacter amalonaticus</i>	IND, ARA
44260	<i>Enterobacter cloacae</i>	ARA, CIT
44261	<i>Enterobacter cloacae</i> <i>Serratia liquefaciens</i>	ARA LAC, ARA
44262	<i>Enterobacter cloacae</i>	ARA, CIT
44263	<i>Enterobacter cloacae</i>	ARA
44271	<i>Enterobacter cloacae</i>	ARA, DUL
44273	<i>Enterobacter cloacae</i>	ARA, DUL
44300	<i>Shigella sonnei</i>	LAC
44301	<i>Enterobacter sakazakii</i>	VP
44302	<i>Citrobacter freundii</i>	SOR
44303	<i>Citrobacter freundii</i> <i>Enterobacter gergoviae</i>	SOR VP
44310	<i>Citrobacter freundii</i>	SOR
44311	<i>Enterobacter sakazakii</i> <i>Citrobacter freundii</i>	VP, DUL SOR
44312	<i>Citrobacter freundii</i>	SOR
44313	<i>Citrobacter freundii</i>	SOR
44320	<i>Enterobacter sakazakii</i>	CIT
44321	<i>Enterobacter sakazakii</i>	NONE

ENTEROBACTERIACEAE
ENTEROBACTERIACEAE

Codice numerico Code number	Microorganismo Microorganism	Test atipici Atypical tests
44322	<i>Enterobacter gergoviae</i>	CIT
44323	<i>Enterobacter gergoviae</i> <i>Enterobacter cloacae</i>	NONE SOR
44330	<i>Enterobacter sakazakii</i>	DUL, CIT
44331	<i>Enterobacter sakazakii</i>	DUL
44333	<i>Enterobacter cloacae</i>	SOR, DUL
44340	<i>Citrobacter freundii</i> <i>Serratia liquefaciens</i> <i>Salmonella sp.serovar paratyphi A</i> <i>Shigella sonnei</i>	NONE LAC, CIT LAC LAC, SOR
44341	<i>Citrobacter freundii</i> <i>Serratia liquefaciens</i> <i>Salmonella sp.subsp.choleraesuis</i>	NONE LAC LAC
44342	<i>Citrobacter freundii</i>	NONE
44343	<i>Citrobacter freundii</i>	NONE
44345	<i>Serratia liquefaciens</i>	LAC, PA
44350	<i>Salmonella sp.serovar paratyphi A</i> <i>Citrobacter freundii</i>	LAC NONE
44351	<i>Citrobacter freundii</i>	NONE
44352	<i>Citrobacter freundii</i>	NONE
44353	<i>Citrobacter freundii</i>	NONE
44360	<i>Serratia liquefaciens</i> <i>Enterobacter cloacae</i>	LAC, CIT CIT
44361	<i>Enterobacter cloacae</i> <i>Serratia liquefaciens</i>	NONE LAC

ENTEROBACTERIACEAE
ENTEROBACTERIACEAE

Codice numerico Code number	Microorganismo Microorganism	Test atipici Atypical tests
44362	<i>Enterobacter cloacae</i>	CIT
44363	<i>Enterobacter cloacae</i>	NONE
44365	<i>Serratia liquefaciens</i>	LAC, PA
44370	<i>Enterobacter cloacae</i>	DUL, CIT
44371	<i>Enterobacter cloacae</i>	DUL
44372	<i>Enterobacter cloacae</i>	DUL, CIT
44373	<i>Enterobacter cloacae</i>	DUL
44405	<i>Providencia alcalifaciens</i>	ORN, IND
44421	<i>Serratia marcescens</i>	LYS, SOR
44423	<i>Serratia marcescens</i> <i>Enterobacter cloacae</i>	LYS, SOR ARA, SOR
44441	<i>Serratia liquefaciens</i>	ADO, ARA
44443	<i>Serratia marcescens</i>	LYS, VP
44460	<i>Serratia marcescens</i>	LYS, CIT
44461	<i>Serratia marcescens</i> <i>Serratia liquefaciens</i>	LYS ADO, ARA
44462	<i>Serratia marcescens</i> <i>Enterobacter cloacae</i>	LYS, CIT ARA, CIT
44463	<i>Serratia marcescens</i> <i>Enterobacter cloacae</i>	LYS ARA
44471	<i>Enterobacter cloacae</i>	ARA, DUL
44473	<i>Enterobacter cloacae</i>	ARA, DUL
44500	<i>Klebsiella ozaenae</i>	ORN

ENTEROBACTERIACEAE
ENTEROBACTERIACEAE

Codice numerico Code number	Microorganismo Microorganism	Test atipici Atypical tests
44501	<i>Klebsiella ozaenae</i> <i>Serratia liquefaciens</i>	ORN ADO, SOR
44502	<i>Klebsiella ozaenae</i>	ORN, URE
44503	<i>Klebsiella ozaenae</i>	ORN, URE
44520	<i>Enterobacter cloacae</i>	SOR, CIT
44521	<i>Enterobacter cloacae</i> <i>Serratia liquefaciens</i>	SOR ADO, SOR
44522	<i>Enterobacter cloacae</i>	SOR, CIT
44523	<i>Enterobacter cloacae</i>	SOR
44531	<i>Enterobacter cloacae</i>	SOR, DUL
44533	<i>Enterobacter cloacae</i>	SOR, DUL
44540	<i>Klebsiella ozaenae</i>	ORN
44541	<i>Serratia liquefaciens</i> <i>Klebsiella ozaenae</i>	ADO ORN
44542	<i>Klebsiella ozaenae</i>	ORN, URE
44543	<i>Klebsiella ozaenae</i> <i>Serratia liquefaciens</i>	ORN, URE ADO, URE
44545	<i>Serratia liquefaciens</i>	ADO, PA
44560	<i>Serratia liquefaciens</i> <i>Enterobacter cloacae</i>	ADO, CIT CIT
44561	<i>Serratia liquefaciens</i> <i>Enterobacter cloacae</i>	ADO NONE
44562	<i>Enterobacter cloacae</i>	CIT
44563	<i>Enterobacter cloacae</i>	NONE

ENTEROBACTERIACEAE
ENTEROBACTERIACEAE

Codice numerico Code number	Microorganismo Microorganism	Test atipici Atypical tests
44565	<i>Serratia liquefaciens</i>	ADO, PA
44570	<i>Enterobacter cloacae</i>	DUL, CIT
44571	<i>Enterobacter cloacae</i>	DUL
44572	<i>Enterobacter cloacae</i>	DUL, CIT
44573	<i>Enterobacter cloacae</i>	DUL
44621	<i>Enterobacter cloacae</i>	ARA, SOR
44623	<i>Enterobacter cloacae</i>	ARA, SOR
44660	<i>Enterobacter cloacae</i>	ARA, CIT
44661	<i>Enterobacter cloacae</i>	ARA
44662	<i>Enterobacter cloacae</i>	ARA, CIT
44663	<i>Enterobacter cloacae</i>	ARA
44671	<i>Enterobacter cloacae</i>	ARA, DUL
44673	<i>Enterobacter cloacae</i>	ARA, DUL
44700	<i>Klebsiella ozaenae</i>	ORN
44701	<i>Klebsiella ozaenae</i>	ORN
44702	<i>Klebsiella ozaenae</i>	ORN, URE
44703	<i>Klebsiella ozaenae</i>	ORN, URE
44720	<i>Enterobacter cloacae</i>	SOR, CIT
44721	<i>Enterobacter cloacae</i>	SOR
44722	<i>Enterobacter cloacae</i>	SOR, CIT
44723	<i>Enterobacter cloacae</i>	SOR

ENTEROBACTERIACEAE
ENTEROBACTERIACEAE

Codice numerico Code number	Microorganismo Microorganism	Test atipici Atypical tests
44731	<i>Enterobacter cloacae</i>	SOR, DUL
44733	<i>Enterobacter cloacae</i>	SOR, DUL
44740	<i>Klebsiella ozaenae</i>	ORN
44741	<i>Serratia liquefaciens</i> <i>Klebsiella ozaenae</i>	ADO, LAC ORN
44742	<i>Klebsiella ozaenae</i>	ORN, URE
44743	<i>Klebsiella ozaenae</i>	ORN, URE
44760	<i>Enterobacter aerogenes</i> <i>Enterobacter cloacae</i>	LYS, CIT CIT
44761	<i>Enterobacter cloacae</i> <i>Enterobacter aerogenes</i>	NONE LYS
44762	<i>Enterobacter cloacae</i>	CIT
44763	<i>Enterobacter cloacae</i>	NONE
44770	<i>Enterobacter cloacae</i>	DUL, CIT
44771	<i>Enterobacter cloacae</i>	DUL
44772	<i>Enterobacter cloacae</i>	DUL, CIT
44773	<i>Enterobacter cloacae</i>	DUL
45000	<i>Escherichia coli</i> <i>Morganella morganii</i> <i>Shigella boydii</i>	ARA PA, URE ORN, ARA
45001	<i>Citrobacter amalonaticus</i>	ARA, SOR
45002	<i>Morganella morganii</i>	PA
45003	<i>Morganella morganii</i> <i>Citrobacter amalonaticus</i>	PA, CIT ARA, SOR

ENTEROBACTERIACEAE
ENTEROBACTERIACEAE

Codice numerico Code number	Microorganismo Microorganism	Test atipici Atypical tests
45004	<i>Morganella morganii</i>	URE
45005	<i>Providencia alcalifaciens</i> <i>Morganella morganii</i>	ORN, ADO URE, CIT
45006	<i>Morganella morganii</i>	NONE
45007	<i>Morganella morganii</i> <i>Proteus mirabilis</i>	CIT H ₂ S, IND
45010	<i>Escherichia coli</i>	ARA
45026	<i>Proteus mirabilis</i>	H ₂ S, IND
45027	<i>Proteus mirabilis</i>	H ₂ S, IND
45040	<i>Yersinia kristensenii</i> <i>Escherichia coli</i> <i>Yersinia enterocolitica</i>	ARA, URE ORN, ARA ARA
45041	<i>Citrobacter amalonaticus</i> <i>Serratia liquefaciens</i>	ARA IND, ARA
45042	<i>Yersinia kristensenii</i> <i>Yersinia enterocolitica</i>	ARA ARA
45043	<i>Citrobacter amalonaticus</i> <i>Yersinia enterocolitica</i>	ARA ARA, CIT
45050	<i>Escherichia coli</i>	ARA
45051	<i>Citrobacter amalonaticus</i>	ARA, DUL
45053	<i>Citrobacter amalonaticus</i>	ARA, DUL
45061	<i>Serratia liquefaciens</i>	IND, ARA
45062	<i>Yersinia intermedia</i> <i>Yersinia kristensenii</i> <i>Yersinia enterocolitica</i>	VP, ARA VP VP, ARA

ENTEROBACTERIACEAE
ENTEROBACTERIACEAE

Codice numerico Code number	Microorganismo Microorganism	Test atipici Atypical tests
45063	<i>Serratia marcescens</i>	LYS, IND
45100	<i>Escherichia hermannii</i> <i>Escherichia coli</i> <i>Edwardsiella tarda</i>	GAS ORN LYS
45101	<i>Citrobacter amalonaticus</i>	SOR
45102	<i>Yersinia enterocolitica</i> <i>Yersinia intermedia</i> <i>Yersinia frederikensenii</i>	SOR SOR SOR
45103	<i>Citrobacter amalonaticus</i>	SOR
45110	<i>Escherichia coli</i> <i>Shigella boydii</i>	NONE ORN, DUL
45111	<i>Citrobacter amalonaticus</i>	SOR, DUL
45113	<i>Citrobacter amalonaticus</i>	SOR, DUL
45121	<i>Enterobacter sakazakii</i>	IND, LAC
45122	<i>Yersinia intermedia</i> <i>Yersinia enterocolitica</i> <i>Yersinia frederikensenii</i>	VP, SOR VP, SOR VP, SOR
45140	<i>Yersinia intermedia</i> <i>Yersinia frederikensenii</i> <i>Yersinia enterocolitica</i>	NONE NONE NONE
45141	<i>Citrobacter amalonaticus</i>	NONE
45142	<i>Yersinia intermedia</i> <i>Yersinia enterocolitica</i> <i>Yersinia frederikensenii</i>	NONE NONE NONE
45143	<i>Yersinia frederikensenii</i> <i>Citrobacter amalonaticus</i>	CIT NONE
45145	<i>Serratia liquefaciens</i>	IND, PA

ENTEROBACTERIACEAE
ENTEROBACTERIACEAE

Codice numerico Code number	Microorganismo Microorganism	Test atipici Atypical tests
45150	<i>Escherichia coli</i>	NONE
	<i>Salmonella sp.serovar paratyphiA</i>	IND
45151	<i>Citrobacter amalonaticus</i>	DUL
45152	<i>Citrobacter amalonaticus</i>	DUL, CIT
45153	<i>Citrobacter amalonaticus</i>	DUL
45160	<i>Yersinia intermedia</i>	VP
	<i>Yersinia enterocolitica</i>	VP
	<i>Yersinia frederikensenii</i>	VP
45161	<i>Serratia liquefaciens</i>	IND
45162	<i>Yersinia intermedia</i>	VP
	<i>Yersinia enterocolitica</i>	VP
	<i>Yersinia frederikensenii</i>	VP
45163	<i>Yersinia intermedia</i>	VP, CIT
	<i>Yersinia frederikensenii</i>	VP, CIT
	<i>Yersinia enterocolitica</i>	VP, CIT
45165	<i>Serratia liquefaciens</i>	IND, PA
45201	<i>Citrobacter amalonaticus</i>	ARA, SOR
45203	<i>Citrobacter amalonaticus</i>	ARA, SOR
45240	<i>Escherichia coli</i>	LYS, ARA
	<i>Citrobacter amalonaticus</i>	ARA, CIT
45241	<i>Citrobacter amalonaticus</i>	ARA
45242	<i>Citrobacter amalonaticus</i>	ARA, CIT
45243	<i>Citrobacter amalonaticus</i>	ARA
45250	<i>Escherichia coli</i>	LYS, ARA
45251	<i>Citrobacter amalonaticus</i>	ARA, DUL

ENTEROBACTERIACEAE
ENTEROBACTERIACEAE

Codice numerico Code number	Microorganismo Microorganism	Test atipici Atypical tests
45253	<i>Citrobacter amalonaticus</i>	ARA, DUL
45300	<i>Escherichia hermannii</i>	NONE
	<i>Kluyvera cryocrescens</i>	NONE
	<i>Escherichia coli</i>	ORN
45301	<i>Kluyvera cryocrescens</i>	NONE
45302	<i>Citrobacter amalonaticus</i>	SOR, CIT
45303	<i>Citrobacter amalonaticus</i>	SOR
45310	<i>Escherichia coli</i>	LYS, SOR
45311	<i>Citrobacter amalonaticus</i>	SOR, DUL
45313	<i>Citrobacter amalonaticus</i>	SOR, DUL
45320	<i>Enterobacter sakazakii</i>	IND, CIT
45321	<i>Enterobacter sakazakii</i>	IND
45331	<i>Enterobacter sakazakii</i>	IND, DUL
45340	<i>Escherichia coli</i>	LYS
	<i>Citrobacter amalonaticus</i>	CIT
45341	<i>Citrobacter amalonaticus</i>	NONE
45342	<i>Citrobacter amalonaticus</i>	CIT
45343	<i>Citrobacter amalonaticus</i>	NONE
45344	<i>Escherichia coli</i>	LYS, PA
45350	<i>Escherichia coli</i>	LYS
45351	<i>Citrobacter amalonaticus</i>	DUL
45352	<i>Citrobacter amalonaticus</i>	DUL, CIT

ENTEROBACTERIACEAE
ENTEROBACTERIACEAE

Codice numerico Code number	Microorganismo Microorganism	Test atipici Atypical tests
45353	<i>Citrobacter amalonaticus</i>	DUL
45361	<i>Serratia liquefaciens</i>	IND, LAC
45401	<i>Providencia alcalifaciens</i>	ORN, PA
45403	<i>Citrobacter koseri</i>	ARA, SOR
45405	<i>Providencia alcalifaciens</i>	ORN
45413	<i>Citrobacter koseri</i>	ARA, SOR
45441	<i>Citrobacter koseri</i>	ARA, URE
45442	<i>Citrobacter koseri</i>	ARA, CIT
45443	<i>Citrobacter koseri</i>	ARA
45445	<i>Providencia alcalifaciens</i>	ORN, SOR
45451	<i>Citrobacter koseri</i>	ARA, URE
45452	<i>Citrobacter koseri</i>	ARA, CIT
45453	<i>Citrobacter koseri</i>	ARA
45463	<i>Serratia marcescens</i>	LYS, IND
45501	<i>Citrobacter koseri</i>	SOR, URE
45502	<i>Citrobacter koseri</i>	SOR, CIT
45503	<i>Citrobacter koseri</i>	SOR
45505	<i>Providencia alcalifaciens</i>	ORN, ARA
45511	<i>Citrobacter koseri</i>	SOR, URE
45512	<i>Citrobacter koseri</i>	SOR, CIT
45513	<i>Citrobacter koseri</i>	SOR

ENTEROBACTERIACEAE
ENTEROBACTERIACEAE

Codice numerico Code number	Microorganismo Microorganism	Test atipici Atypical tests
45540	<i>Citrobacter koseri</i>	URE, CIT
45541	<i>Citrobacter koseri</i>	URE
45542	<i>Citrobacter koseri</i>	CIT
45543	<i>Citrobacter koseri</i>	NONE
45550	<i>Citrobacter koseri</i>	URE, CIT
45551	<i>Citrobacter koseri</i>	URE
45552	<i>Citrobacter koseri</i>	CIT
45553	<i>Citrobacter koseri</i>	NONE
45561	<i>Serratia liquefaciens</i>	IND, ADO
45603	<i>Citrobacter koseri</i>	ARA, SOR
45605	<i>Providencia alcalifaciens</i>	ORN, LAC
45613	<i>Citrobacter koseri</i>	ARA, SOR
45641	<i>Citrobacter koseri</i>	ARA, URE
45642	<i>Citrobacter koseri</i>	ARA, CIT
45643	<i>Citrobacter koseri</i>	ARA
45651	<i>Citrobacter koseri</i>	ARA, URE
45652	<i>Citrobacter koseri</i>	ARA, CIT
45653	<i>Citrobacter koseri</i>	ARA
45701	<i>Citrobacter koseri</i>	SOR, URE
45702	<i>Citrobacter koseri</i>	SOR, CIT
45703	<i>Citrobacter koseri</i>	SOR

ENTEROBACTERIACEAE
ENTEROBACTERIACEAE

Codice numerico Code number	Microorganismo Microorganism	Test atipici Atypical tests
45711	<i>Citrobacter koseri</i>	SOR, URE
45712	<i>Citrobacter koseri</i>	SOR, CIT
45713	<i>Citrobacter koseri</i>	SOR
45740	<i>Escherichia coli</i>	LYS, ADO
45741	<i>Citrobacter koseri</i>	URE
45742	<i>Citrobacter koseri</i>	CIT
45743	<i>Citrobacter koseri</i>	NONE
45750	<i>Escherichia coli</i>	LYS, ADO
45751	<i>Citrobacter koseri</i>	URE
45752	<i>Citrobacter koseri</i>	CIT
45753	<i>Citrobacter koseri</i>	NONE
45761	<i>Enterobacter aerogenes</i>	LYS, IND
46000	<i>Salmonella sp.serovar.choleraesuis</i>	LYS, SOR
46001	<i>Proteus mirabilis</i>	PA, URE
46002	<i>Proteus mirabilis</i>	PA
46003	<i>Proteus mirabilis</i>	PA
46004	<i>Proteus mirabilis</i>	URE
46005	<i>Proteus mirabilis</i>	URE
46006	<i>Proteus mirabilis</i>	NONE
46007	<i>Proteus mirabilis</i>	NONE
46020	<i>Proteus mirabilis</i>	PA, URE

ENTEROBACTERIACEAE
ENTEROBACTERIACEAE

Codice numerico Code number	Microorganismo Microorganism	Test atipici Atypical tests
46021	<i>Proteus mirabilis</i>	PA, URE
46022	<i>Proteus mirabilis</i>	PA
46023	<i>Proteus mirabilis</i>	PA
46024	<i>Proteus mirabilis</i>	URE
46025	<i>Proteus mirabilis</i>	URE
46026	<i>Proteus mirabilis</i>	NONE
46027	<i>Proteus mirabilis</i>	NONE
46040	<i>Salmonella sp.serovar.choleraesuis</i>	LYS
46041	<i>Salmonella sp.subsp.choleraesuis</i> <i>Salmonella sp.subsp.arizonae</i>	LYS, ARA LYS, ARA
46050	<i>Salmonella sp.serovar.choleraesuis</i>	LYS, DUL
46051	<i>Salmonella sp.subsp.choleraesuis</i>	LYS, ARA
46100	<i>Citrobacter freundii</i>	SOR, CIT
46101	<i>Salmonella sp.subsp.choleraesuis</i> <i>Citrobacter freundii</i>	LYS, SOR SOR
46102	<i>Citrobacter freundii</i>	SOR, CIT
46103	<i>Citrobacter freundii</i>	SOR
46110	<i>Citrobacter freundii</i>	SOR, CIT
46111	<i>Salmonella sp.subsp.choleraesuis</i> <i>Citrobacter freundii</i>	LYS, SOR SOR
46112	<i>Citrobacter freundii</i>	SOR, CIT
46113	<i>Citrobacter freundii</i>	SOR

ENTEROBACTERIACEAE
ENTEROBACTERIACEAE

Codice numerico Code number	Microorganismo Microorganism	Test atipici Atypical tests
46140	<i>Salmonella sp.serovar. paratyphi A</i> <i>Citrobacter freundii</i> <i>Salmonella sp.subsp.choleraesuis</i>	H ₂ S CIT LYS, CIT
46141	<i>Citrobacter freundii</i> <i>Salmonella sp.subsp.choleraesuis</i>	NONE LYS
46142	<i>Citrobacter freundii</i>	CIT
46143	<i>Citrobacter freundii</i>	NONE
46150	<i>Salmonella sp.serovar. paratyphi A</i> <i>Salmonella sp.subsp. choleraesuis</i>	H ₂ S LYS, CIT
46151	<i>Salmonella sp.subsp. choleraesuis</i> <i>Citrobacter freundii</i>	LYS NONE
46152	<i>Citrobacter freundii</i>	CIT
46153	<i>Citrobacter freundii</i>	NONE
46202	<i>Proteus mirabilis</i>	LAC, PA
46203	<i>Proteus mirabilis</i>	LAC, PA
46204	<i>Proteus mirabilis</i>	LAC, URE
46205	<i>Proteus mirabilis</i>	LAC, URE
46206	<i>Proteus mirabilis</i>	LAC
46207	<i>Proteus mirabilis</i>	LAC
46222	<i>Proteus mirabilis</i>	LAC, PA
46223	<i>Proteus mirabilis</i>	LAC, PA
46224	<i>Proteus mirabilis</i>	LAC, URE
46225	<i>Proteus mirabilis</i>	LAC, URE

ENTEROBACTERIACEAE
ENTEROBACTERIACEAE

Codice numerico Code number	Microorganismo Microorganism	Test atipici Atypical tests
46226	<i>Proteus mirabilis</i>	LAC
46227	<i>Proteus mirabilis</i>	LAC
46241	<i>Salmonella sp.subsp.arizonae</i>	LYS, ARA
46300	<i>Citrobacter freundii</i>	SOR, CIT
46301	<i>Citrobacter freundii</i> <i>Salmonella sp.subsp.arizonae</i>	SOR LYS, SOR
46302	<i>Citrobacter freundii</i>	SOR, CIT
46303	<i>Citrobacter freundii</i>	SOR
46310	<i>Citrobacter freundii</i>	SOR, CIT
46311	<i>Citrobacter freundii</i>	SOR
46312	<i>Citrobacter freundii</i>	SOR, CIT
46313	<i>Citrobacter freundii</i>	SOR
46340	<i>Citrobacter freundii</i> <i>Salmonella sp.subsp.paratyphi A</i> <i>Salmonella sp.subsp.arizonae</i>	CIT H ₂ S, LAC LYS, CIT
46341	<i>Citrobacter freundii</i> <i>Salmonella sp.subsp.arizonae</i>	NONE LYS
46342	<i>Citrobacter freundii</i>	CIT
46350	<i>Citrobacter freundii</i> <i>Salmonella sp.subsp.paratyphi A</i>	CIT H ₂ S, LAC
46351	<i>Citrobacter freundii</i> <i>Salmonella sp.subsp.choleraesuis</i>	NONE LYS, LAC
46352	<i>Citrobacter freundii</i>	CIT
46353	<i>Citrobacter freundii</i>	NONE

ENTEROBACTERIACEAE
ENTEROBACTERIACEAE

Codice numerico Code number	Microorganismo Microorganism	Test atipici Atypical tests
47002	<i>Proteus mirabilis</i>	IND, PA
47003	<i>Proteus mirabilis</i>	IND, PA
47004	<i>Proteus mirabilis</i>	IND, URE
47005	<i>Proteus mirabilis</i>	IND, UREA
47006	<i>Proteus mirabilis</i>	IND
47007	<i>Proteus mirabilis</i>	IND
47022	<i>Proteus mirabilis</i>	IND, PA
47023	<i>Proteus mirabilis</i>	IND, PA
47024	<i>Proteus mirabilis</i>	IND, URE
47025	<i>Proteus mirabilis</i>	IND, URE
47026	<i>Proteus mirabilis</i>	IND
47027	<i>Proteus mirabilis</i>	IND
47140	<i>Salmonella sp.serovar.paratyphi A</i>	H ₂ S, IND
47141	<i>Salmonella sp.subsp.choleraesuis</i> <i>Salmonella sp.subsp.arizonae</i> <i>Citrobacter freundii</i>	LYS, IND LYS, IND IND
47142	<i>Citrobacter freundii</i>	IND, CIT
47143	<i>Citrobacter freundii</i>	IND
47150	<i>Salmonella sp.serovar.paratyphi A</i>	H ₂ S, IND
47151	<i>Salmonella sp.subsp.choleraesuis</i> <i>Citrobacter freundii</i>	LYS, IND IND
47152	<i>Citrobacter freundii</i>	IND, CIT

ENTEROBACTERIACEAE
ENTEROBACTERIACEAE

Codice numerico Code number	Microorganismo Microorganism	Test atipici Atypical tests
47153	<i>Citrobacter freundii</i>	IND
47206	<i>Proteus mirabilis</i>	IND, LAC
47207	<i>Proteus mirabilis</i>	IND, LAC
47226	<i>Proteus mirabilis</i>	IND, LAC
47227	<i>Proteus mirabilis</i>	IND, LAC
47340	<i>Escherichia coli</i>	LYS, H ₂ S
47341	<i>Samonella sp.subsp.arizonae</i> <i>Citrobacter freundii</i>	LYS, IND IND
47342	<i>Citrobacter freundii</i>	IND, CIT
47343	<i>Citrobacter freundii</i>	IND
47350	<i>Escherichia coli</i>	LYS, H ₂ S
47351	<i>Citrobacter freundii</i>	IND
47352	<i>Citrobacter freundii</i>	IND, CIT
47353	<i>Citrobacter freundii</i>	IND
50000	<i>Escherichia coli</i> <i>Hafnia alvei</i>	IND ORN, ARA
50010	<i>Escherichia coli</i>	IND
50020	<i>Hafnia alvei</i>	ORN, ARA
50021	<i>Hafnia alvei</i> <i>Ewingella americana</i>	CIT LYS
50023	<i>Serratia marcescens</i>	ORN, SOR
50040	<i>Salmonella sp. serovar. typhi</i>	H ₂ S

ENTEROBACTERIACEAE
ENTEROBACTERIACEAE

Codice numerico Code number	Microorganismo Microorganism	Test atipici Atypical tests
50041	<i>Serratia marcescens</i>	ORN, VP
50043	<i>Serratia marcescens</i>	ORN, VP
50050	<i>Escherichia coli</i> <i>Salmonella sp. serovar. typhi</i>	IND H ₂ S, DUL
50060	<i>Serratia marcescens</i>	ORN, CIT
50061	<i>Serratia marcescens</i>	ORN
50062	<i>Serratia marcescens</i>	ORN, CIT
50063	<i>Serratia marcescens</i>	ORN
50100	<i>Escherichia vulneris</i> <i>Escherichia coli</i> <i>Edwardsiella hoshinae</i>	NONE IND ORN, ARA
50101	<i>Klebsiella ozaenae</i> <i>Hafnia alvei</i>	ADO ORN, CIT
50102	<i>Klebsiella ozaenae</i> <i>Hafnia alvei</i>	ADO, URE ORN, URE
50103	<i>Klebsiella ozaenae</i>	ADO, URE
50110	<i>Escherichia coli</i>	IND
50120	<i>Hafnia alvei</i> <i>Serratia odorifera</i>	ORN SOR, CIT
50121	<i>Serratia rubidaea</i> <i>Hafnia alvei</i>	ADO, LAC ORN, CIT
50122	<i>Hafnia alvei</i>	ORN, URE
50130	<i>Hafnia alvei</i>	ORN, DUL
50140	<i>Escherichia coli</i> <i>Klebsiella ozaenae</i>	IND ADO

ENTEROBACTERIACEAE
ENTEROBACTERIACEAE

Codice numerico Code number	Microorganismo Microorganism	Test atipici Atypical tests
50141	<i>Klebsiella ozaenae</i> <i>Salmonella sp. subsp. choleraesuis</i>	ADO ORN, H ₂ S
50142	<i>Klebsiella ozaenae</i>	ADO, URE
50143	<i>Klebsiella ozaenae</i>	ADO, URE
50150	<i>Escherichia coli</i>	IND
50151	<i>Salmonella sp. subsp. choleraesuis</i>	ORN, H ₂ S
50163	<i>Klebsiella pneumoniae</i>	ADO, LAC
50173	<i>Klebsiella pneumoniae</i>	ADO, LAC
50221	<i>Ewingella americana</i>	LYS
50240	<i>Escherichia coli</i>	IND, ARA
50250	<i>Escherichia coli</i>	IND, ARA
50261	<i>Serratia marcescens</i>	ORN, LAC
50263	<i>Klebsiella pneumoniae</i>	ADO, ARA
50273	<i>Klebsiella pneumoniae</i>	ADO, ARA
50300	<i>Escherichia coli</i> <i>Klebsiella ozaenae</i>	IND, SOR ADO
50301	<i>Serratia rubidaea</i>	ADO, VP
50302	<i>Klebsiella ozaenae</i>	ADO, URE
50303	<i>Klebsiella ozaenae</i>	ADO, URE
50310	<i>Escherichia coli</i>	IND, SOR
50320	<i>Serratia rubidaea</i>	ADO, CIT
50321	<i>Serratia rubidaea</i>	ADO

ENTEROBACTERIACEAE
ENTEROBACTERIACEAE

Codice numerico Code number	Microrganismo Microorganism	Test atipici Atypical tests
50323	<i>Serratia rubidaea</i>	ADO, URE
	<i>Klebsiella pneumoniae</i>	ADO, SOR
50333	<i>Klebsiella pneumoniae</i>	ADO, SOR
50340	<i>Escherichia coli</i>	IND
	<i>Klebsiella ozaenae</i>	ADO
50341	<i>Klebsiella ozaenae</i>	ADO
50342	<i>Klebsiella ozaenae</i>	ADO, URE
50343	<i>Klebsiella pneumoniae</i>	ADO, VP
50344	<i>Escherichia coli</i>	IND, PA
50350	<i>Escherichia coli</i>	IND
50351	<i>Escherichia coli</i>	IND, CIT
50352	<i>Escherichia coli</i>	IND, URE
50353	<i>Klebsiella pneumoniae</i>	ADO, VP
50361	<i>Serratia odorifera</i>	NONE
50362	<i>Klebsiella pneumoniae</i>	ADO, CIT
50363	<i>Klebsiella pneumoniae</i>	ADO
50371	<i>Klebsiella pneumoniae</i>	ADO, URE
50372	<i>Klebsiella pneumoniae</i>	ADO, CIT
50373	<i>Klebsiella pneumoniae</i>	ADO
50421	<i>Serratia marcescens</i>	ORN, SOR
50423	<i>Serratia marcescens</i>	ORN, SOR
50441	<i>Serratia marcescens</i>	ORN, VP

ENTEROBACTERIACEAE
ENTEROBACTERIACEAE

Codice numerico Code number	Microrganismo Microorganism	Test atipici Atypical tests
50443	<i>Serratia marcescens</i>	ORN, VP
50460	<i>Serratia marcescens</i>	ORN, CIT
50461	<i>Serratia marcescens</i>	ORN
50462	<i>Serratia marcescens</i>	ORN, CIT
50463	<i>Serratia marcescens</i>	ORN
50473	<i>Klebsiella pneumoniae</i>	LAC, ARA
50500	<i>Klebsiella ozaenae</i>	NONE
50501	<i>Klebsiella ozaenae</i>	NONE
50502	<i>Klebsiella ozaenae</i>	URE
50503	<i>Klebsiella ozaenae</i>	URE
50520	<i>Serratia rubidaea</i>	LAC, CIT
50521	<i>Serratia rubidaea</i>	LAC
50523	<i>Serratia rubidaea</i> <i>Klebsiella pneumoniae</i>	LAC, URE LAC, SOR
50533	<i>Klebsiella pneumoniae</i>	LAC, SOR
50540	<i>Klebsiella ozaenae</i>	NONE
50541	<i>Klebsiella ozaenae</i>	NONE
50542	<i>Klebsiella ozaenae</i>	URE
50543	<i>Klebsiella ozaenae</i>	URE
50553	<i>Klebsiella pneumoniae</i>	LAC, VP
50561	<i>Enterobacter aerogenes</i> <i>Serratia rubidaea</i> <i>Klebsiella pneumoniae</i>	ORN, LAC LAC, SOR LAC, URE

ENTEROBACTERIACEAE
ENTEROBACTERIACEAE

Codice numerico Code number	Microrganismo Microorganism	Test atipici Atypical tests
50562	<i>Klebsiella pneumoniae</i>	LAC, CIT
50563	<i>Klebsiella pneumoniae</i>	LAC
50571	<i>Klebsiella pneumoniae</i>	LAC, URE
50572	<i>Klebsiella pneumoniae</i>	LAC, CIT
50573	<i>Klebsiella pneumoniae</i>	LAC
50623	<i>Klebsiella pneumoniae</i>	ARA, SOR
50633	<i>Klebsiella pneumoniae</i>	ARA, SOR
50643	<i>Klebsiella pneumoniae</i>	ARA, VP
50653	<i>Klebsiella pneumoniae</i>	ARA, VP
50661	<i>Klebsiella pneumoniae</i> <i>Serratia marcescens</i>	ARA, URE ORN, LAC
50662	<i>Klebsiella pneumoniae</i>	ARA, CIT
50663	<i>Klebsiella pneumoniae</i>	ARA
50671	<i>Klebsiella pneumoniae</i>	ARA, URE
50672	<i>Klebsiella pneumoniae</i>	ARA, CIT
50673	<i>Klebsiella pneumoniae</i>	ARA
50700	<i>Klebsiella ozaenae</i> <i>Serratia rubidaea</i>	NONE VP, CIT
50701	<i>Serratia rubidaea</i> <i>Klebsiella ozaenae</i>	VP NONE
50702	<i>Klebsiella ozaenae</i>	URE
50703	<i>Serratia rubidaea</i> <i>Klebsiella ozaenae</i>	VP, URE URE

ENTEROBACTERIACEAE
ENTEROBACTERIACEAE

Codice numerico Code number	Microrganismo Microorganism	Test atipici Atypical tests
50713	<i>Klebsiella pneumoniae</i>	SOR, VP
50720	<i>Serratia rubidaea</i>	CIT
50721	<i>Serratia rubidaea</i>	NONE
50722	<i>Serratia rubidaea</i>	URE, CIT
50723	<i>Serratia rubidaea</i> <i>Klebsiella pneumoniae</i>	URE SOR
50731	<i>Klebsiella pneumoniae</i>	SOR, URE
50732	<i>Klebsiella pneumoniae</i>	SOR, CIT
50733	<i>Klebsiella pneumoniae</i>	SOR
50740	<i>Klebsiella ozaenae</i>	NONE
50741	<i>Klebsiella ozaenae</i> <i>Serratia rubidaea</i>	NONE SOR, VP
50742	<i>Klebsiella ozaenae</i> <i>Klebsiella pneumoniae</i>	URE VP, CIT
50743	<i>Klebsiella pneumoniae</i>	VP
50750	<i>Escherichia coli</i>	IND, ADO
50751	<i>Klebsiella pneumoniae</i>	VP, URE
50752	<i>Klebsiella pneumoniae</i>	VP, CIT
50753	<i>Klebsiella pneumoniae</i>	VP
50760	<i>Serratia rubidaea</i> <i>Klebsiella pneumoniae</i>	SOR, CIT URE, CIT
50761	<i>Serratia odorifera</i>	NONE
50762	<i>Klebsiella pneumoniae</i>	CIT

ENTEROBACTERIACEAE
ENTEROBACTERIACEAE

Codice numerico Code number	Microrganismo Microorganism	Test atipici Atypical tests
50763	<i>Klebsiella pneumoniae</i>	NONE
50770	<i>Klebsiella pneumoniae</i>	URE, CIT
50771	<i>Klebsiella pneumoniae</i>	URE
50772	<i>Klebsiella pneumoniae</i>	CIT
50773	<i>Klebsiella pneumoniae</i>	NONE
51000	<i>Escherichia coli</i>	NONE
51010	<i>Escherichia coli</i>	NONE
51040	<i>Escherichia coli</i>	NONE
51050	<i>Escherichia coli</i>	NONE
51061	<i>Serratia marcescens</i>	ORN, IND
51063	<i>Serratia marcescens</i>	ORN, IND
51100	<i>Escherichia coli</i>	NONE
51110	<i>Escherichia coli</i>	NONE
51140	<i>Escherichia coli</i>	NONE
51141	<i>Escherichia coli</i>	LAC, CIT
51142	<i>Escherichia coli</i>	LAC, URE
51144	<i>Escherichia coli</i>	LAC, PA
51150	<i>Escherichia coli</i>	LAC
51151	<i>Escherichia coli</i>	LAC, CIT
51152	<i>Escherichia coli</i>	LAC, URE
51161	<i>Serratia odorifera bgl</i>	LAC

ENTEROBACTERIACEAE
ENTEROBACTERIACEAE

Codice numerico Code number	Microrganismo Microorganism	Test atipici Atypical tests
51163	<i>Klebsiella oxytoca</i>	ADO, LAC
51173	<i>Klebsiella oxytoca</i>	ADO, LAC
51200	<i>Escherichia coli</i>	ARA, SOR
51210	<i>Escherichia coli</i>	ARA, SOR
51240	<i>Escherichia coli</i>	ARA
51241	<i>Escherichia coli</i>	ARA, CIT
51242	<i>Escherichia coli</i>	ARA, URE
51244	<i>Escherichia coli</i>	ARA, PA
51250	<i>Escherichia coli</i>	ARA
51251	<i>Escherichia coli</i>	ARA, CIT
51252	<i>Escherichia coli</i>	ARA, URE
51263	<i>Klebsiella oxytoca</i>	ADO, ARA
51273	<i>Klebsiella oxytoca</i>	ADO, ARA
51300	<i>Escherichia coli</i>	SOR
51301	<i>Escherichia coli</i>	SOR, CIT
51302	<i>Escherichia coli</i>	SOR, URE
51304	<i>Escherichia coli</i>	SOR, PA
51310	<i>Escherichia coli</i>	SOR
51311	<i>Escherichia coli</i>	SOR, CIT
51312	<i>Escherichia coli</i>	SOR, URE
51321	<i>Serratia rubidaea</i>	IND, ADO

ENTEROBACTERIACEAE
ENTEROBACTERIACEAE

Codice numerico Code number	Microrganismo Microorganism	Test atipici Atypical tests
51323	<i>Klebsiella oxytoca</i>	ADO, SOR
51333	<i>Klebsiella oxytoca</i>	ADO, SOR
51340	<i>Escherichia coli</i>	NONE
51341	<i>Escherichia coli</i>	CIT
51342	<i>Escherichia coli</i>	URE
51343	<i>Klebsiella oxytoca</i>	ADO, VP
51344	<i>Escherichia coli</i>	PA
51345	<i>Escherichia coli</i>	PA, CIT
51346	<i>Escherichia coli</i>	PA, URE
51350	<i>Escherichia coli</i>	NONE
51351	<i>Escherichia coli</i>	CIT
51352	<i>Escherichia coli</i>	URE
51353	<i>Escherichia coli</i>	ADO, VP
51360	<i>Serratia odorifera</i>	CIT
51361	<i>Serratia odorifera</i>	NONE
51362	<i>Klebsiella oxytoca</i>	ADO, CIT
51363	<i>Klebsiella oxytoca</i>	ADO
51371	<i>Klebsiella oxytoca</i>	ADO, URE
51372	<i>Klebsiella oxytoca</i>	ADO, CIT
51373	<i>Klebsiella oxytoca</i>	ADO
51461	<i>Serratia marcescens</i>	ORN, IND

ENTEROBACTERIACEAE
ENTEROBACTERIACEAE

Codice numerico Code number	Microrganismo Microorganism	Test atipici Atypical tests
51463	<i>Klebsiella oxytoca</i>	LAC, ARA
51473	<i>Klebsiella oxytoca</i>	LAC, ARA
51521	<i>Serratia rubidaea</i>	IND, LAC
51523	<i>Klebsiella oxytoca</i>	LAC, SOR
51533	<i>Klebsiella oxytoca</i>	LAC, SOR
51540	<i>Escherichia coli</i>	ADO, LAC
51543	<i>Klebsiella oxytoca</i>	LAC, VP
51550	<i>Escherichia coli</i>	ADO, LAC
51553	<i>Escherichia coli</i>	LAC, VP
51561	<i>Serratia odorifera</i>	LAC
51562	<i>Klebsiella oxytoca</i>	LAC, CIT
51563	<i>Klebsiella oxytoca</i>	LAC
51571	<i>Klebsiella oxytoca</i>	LAC, URE
51572	<i>Klebsiella oxytoca</i>	LAC, CIT
51573	<i>Klebsiella oxytoca</i>	LAC
51623	<i>Klebsiella oxytoca</i>	ARA, SOR
51633	<i>Klebsiella oxytoca</i>	ARA, SOR
51640	<i>Escherichia coli</i>	ADO, ARA
51643	<i>Klebsiella oxytoca</i>	ARA, VP
51650	<i>Escherichia coli</i>	ADO, ARA
51653	<i>Klebsiella oxytoca</i>	ARA, VP

ENTEROBACTERIACEAE
ENTEROBACTERIACEAE

Codice numerico Code number	Microrganismo Microorganism	Test atipici Atypical tests
51661	<i>Klebsiella oxytoca</i>	ARA, URE
51662	<i>Klebsiella oxytoca</i>	ARA, CIT
51663	<i>Klebsiella oxytoca</i>	ARA
51671	<i>Klebsiella oxytoca</i>	ARA, URE
51672	<i>Klebsiella oxytoca</i>	ARA, CIT
51673	<i>Klebsiella oxytoca</i>	ARA
51700	<i>Escherichia coli</i>	ADO, SOR
51701	<i>Serratia rubidaea</i>	IND, VP
51703	<i>Klebsiella oxytoca</i>	SOR, VP
51710	<i>Escherichia coli</i>	ADO, SOR
51713	<i>Escherichia coli</i>	SOR, VP
51720	<i>Serratia rubidaea</i>	IND, CIT
51721	<i>Serratia rubidaea</i>	IND
51722	<i>Klebsiella oxytoca</i>	SOR, CIT
51723	<i>Klebsiella oxytoca</i>	SOR
51731	<i>Klebsiella oxytoca</i>	SOR, URE
51732	<i>Klebsiella oxytoca</i>	SOR, CIT
51733	<i>Klebsiella oxytoca</i>	SOR
51740	<i>Escherichia coli</i>	ADO
51741	<i>Klebsiella oxytoca</i>	VP, URE
51742	<i>Klebsiella oxytoca</i>	VP, CIT

ENTEROBACTERIACEAE
ENTEROBACTERIACEAE

Codice numerico Code number	Microrganismo Microorganism	Test atipici Atypical tests
51743	<i>Klebsiella oxytoca</i>	VP
51744	<i>Escherichia coli</i>	ADO, PA
51750	<i>Escherichia coli</i>	ADO
51751	<i>Klebsiella oxytoca</i>	VP, URE
51752	<i>Klebsiella oxytoca</i>	VP, CIT
51753	<i>Klebsiella oxytoca</i>	VP
51760	<i>Serratia odorifera</i>	CIT
51761	<i>Serratia odorifera</i>	NONE
51762	<i>Klebsiella oxytoca</i>	CIT
51763	<i>Klebsiella oxytoca</i>	NONE
51770	<i>Klebsiella oxytoca</i>	URE, CIT
51771	<i>Klebsiella oxytoca</i>	URE
51772	<i>Klebsiella oxytoca</i>	CIT
51773	<i>Klebsiella oxytoca</i>	NONE
52000	<i>Edwardsiella tarda</i>	ORN, IND
52040	<i>Salmonella sp.serovar typhi</i>	NONE
52041	<i>Salmonella sp.subsp.choleraesuis</i>	ORN, ARA
52050	<i>Salmonella sp.serovar typhi</i>	DUL
52051	<i>Salmonella sp.subsp.choleraesuis</i>	ORN, ARA
52101	<i>Salmonella sp.subsp.choleraesuis</i>	ORN, SOR
52111	<i>Salmonella sp.subsp.choleraesuis</i>	ORN, SOR

ENTEROBACTERIACEAE
ENTEROBACTERIACEAE

Codice numerico Code number	Microrganismo Microorganism	Test atipici Atypical tests
52140	<i>Salmonella sp.subsp.choleraesuis</i>	ORN, CIT
52141	<i>Salmonella sp.subsp.choleraesuis</i>	ORN
52150	<i>Salmonella sp.subsp.choleraesuis</i>	ORN, CIT
52151	<i>Salmonella sp.subsp.choleraesuis</i>	ORN
52340	<i>Escherichia coli</i>	H ₂ S, IND
52341	<i>Salmonella sp.subsp.choleraesuis</i>	ORN, LAC
52350	<i>Escherichia coli</i>	H ₂ S, IND
52351	<i>Salmonella sp.subsp.choleraesuis</i>	ORN, LAC
53000	<i>Edwardsiella tarda</i>	ORN
53040	<i>Edwardsiella tarda</i>	ORN, SOR
53100	<i>Edwardsiella tarda</i>	ORN, ARA
53140	<i>Escherichia coli</i>	H ₂ S, LAC
53141	<i>Salmonella sp.subsp.choleraesuis</i>	ORN, IND
53150	<i>Escherichia coli</i>	H ₂ S, LAC
53151	<i>Salmonella sp.subsp.choleraesuis</i>	ORN, IND
53240	<i>Escherichia coli</i>	H ₂ S, ARA
53250	<i>Escherichia coli</i>	H ₂ S, ARA
53300	<i>Escherichia coli</i>	H ₂ S, SOR
53310	<i>Escherichia coli</i>	H ₂ S, SOR
53340	<i>Escherichia coli</i>	H ₂ S
53341	<i>Escherichia coli</i>	H ₂ S, CIT

ENTEROBACTERIACEAE
ENTEROBACTERIACEAE

Codice numerico Code number	Microrganismo Microorganism	Test atipici Atypical tests
53342	<i>Escherichia coli</i>	H ₂ S, URE
53344	<i>Escherichia coli</i>	H ₂ S, PA
53350	<i>Escherichia coli</i>	H ₂ S
53351	<i>Escherichia coli</i>	H ₂ S, CIT
53352	<i>Escherichia coli</i>	H ₂ S, URE
53740	<i>Escherichia coli</i>	H ₂ S, ADO
53750	<i>Escherichia coli</i>	H ₂ S, ADO
54000	<i>Salmonella sp.serovar choleresuis</i> <i>Hafnia alvei</i>	SOR ARA
54001	<i>Hafnia alvei</i> <i>Serratia liquefaciens</i>	ARA, CIT ARA, SOR
54002	<i>Hafnia alvei</i>	ARA, URE
54003	<i>Serratia marcescens</i>	SOR, VP
54010	<i>Serratia sp.serovar choleraesuis</i>	SOR, DUL
54020	<i>Hafnia alvei</i>	ARA
54021	<i>Serratia marcescens</i> <i>Hafnia alvei</i>	SOR ARA, CIT
54022	<i>Hafnia alvei</i>	ARA, URE
54023	<i>Serratia marcescens</i>	SOR
54030	<i>Hafnia alvei</i>	ARA, DUL
54040	<i>Salmonella sp.serovar choleraesuis</i>	NONE
54041	<i>Serratia liquefaciens</i> <i>Serratia marcescens</i>	ARA VP

ENTEROBACTERIACEAE
ENTEROBACTERIACEAE

Codice numerico Code number	Microrganismo Microorganism	Test atipici Atypical tests
54042	<i>Serratia marcescens</i>	VP, CIT
54043	<i>Serratia marcescens</i> <i>Serratia liquefaciens</i>	VP ARA, URE
54045	<i>Serratia liquefaciens</i>	ARA, PA
54050	<i>Salmonella sp. serovar choleraesuis</i>	DUL
54051	<i>Salmonella sp. serovar choleraesuis</i>	H ₂ S, ARA
54060	<i>Serratia marcescens</i> <i>Serratia liquefaciens</i>	CIT ARA, CIT
54061	<i>Serratia marcescens</i>	NONE
54062	<i>Serratia marcescens</i>	CIT
54063	<i>Serratia marcescens</i>	NONE
54065	<i>Serratia liquefaciens</i>	ARA, PA
54100	<i>Hafnia alvei</i>	NONE
54101	<i>Hafnia alvei</i> <i>Serratia liquefaciens</i> <i>Salmonella sp. subsp. choleraesuis</i>	CIT SOR H ₂ S, SOR
54102	<i>Hafnia alvei</i>	URE
54103	<i>Enterobacter gergoviae</i> <i>Hafnia alvei</i>	VP URE, CIT
54105	<i>Serratia liquefaciens</i>	SOR, PA
54110	<i>Hafnia alvei</i>	DUL
54111	<i>Salmonella sp. subsp. choleraesuis</i> <i>Hafnia alvei</i>	H ₂ S, SOR DUL, CIT
54112	<i>Hafnia alvei</i>	DUL, URE

ENTEROBACTERIACEAE
ENTEROBACTERIACEAE

Codice numerico Code number	Microrganismo Microorganism	Test atipici Atypical tests
54120	<i>Hafnia alvei</i>	NONE
54121	<i>Hafnia alvei</i> <i>Serratia liquefaciens</i>	CIT SOR
54122	<i>Hafnia alvei</i> <i>Enterobacter gergoviae</i>	URE CIT
54123	<i>Enterobacter gergoviae</i>	NONE
54125	<i>Serratia liquefaciens</i>	SOR, PA
54130	<i>Hafnia alvei</i>	DUL
54131	<i>Hafnia alvei</i>	DUL, CIT
54132	<i>Hafnia alvei</i>	DUL, URE
54140	<i>Serratia liquefaciens</i> <i>Escherichia coli</i> <i>Salmonella sp.subsp.choleraesuis</i>	CIT IND H ₂ S, CIT
54141	<i>Serratia liquefaciens</i> <i>Salmonella sp.subsp.choleraesuis</i>	NONE H ₂ S
54142	<i>Serratia liquefaciens</i>	URE, CIT
54143	<i>Serratia liquefaciens</i>	URE
54144	<i>Serratia liquefaciens</i>	PA, CIT
54145	<i>Serratia liquefaciens</i>	PA
54147	<i>Serratia liquefaciens</i>	PA, URE
54150	<i>Salmonella sp. subsp. choleraesuis</i> <i>Escherichia coli</i>	H ₂ S, CIT IND
54151	<i>Salmonella sp. subsp. choleraesuis</i>	H ₂ S
54160	<i>Serratia liquefaciens</i>	CIT

ENTEROBACTERIACEAE
ENTEROBACTERIACEAE

Codice numerico Code number	Microrganismo Microorganism	Test atipici Atypical tests
54161	<i>Serratia liquefaciens</i> <i>Serratia odorifera</i>	NONE LAC
54162	<i>Serratia liquefaciens</i>	URE, CIT
54163	<i>Serratia liquefaciens</i>	URE
54164	<i>Serratia liquefaciens</i>	PA, CIT
54165	<i>Serratia liquefaciens</i>	PA
54167	<i>Serratia liquefaciens</i>	PA, URE
54221	<i>Serratia marcescens</i>	LAC, SOR
54223	<i>Serratia marcescens</i>	LAC, SOR
54240	<i>Escherichia coli</i>	IND, ARA
54241	<i>Serratia liquefaciens</i>	LAC, PA
54243	<i>Serratia marcescens</i>	LAC, VP
54250	<i>Escherichia coli</i>	IND, ARA
54260	<i>Serratia marcescens</i>	LAC, CIT
54261	<i>Serratia marcescens</i> <i>Serratia liquefaciens</i>	LAC, ARA LAC, ARA
54262	<i>Serratia marcescens</i>	LAC, CIT
54263	<i>Serratia marcescens</i>	LAC
54300	<i>Escherichia coli</i>	IND, SOR
54301	<i>Serratia liquefaciens</i> <i>Salmonella sp. subsp. arizonae</i>	LAC, SOR H ₂ S, SOR
54302	<i>Enterobacter gergoviae</i>	VP, CIT

ENTEROBACTERIACEAE
ENTEROBACTERIACEAE

Codice numerico Code number	Microrganismo Microorganism	Test atipici Atypical tests
54303	<i>Enterobacter gergoviae</i>	VP
54310	<i>Escherichia coli</i>	IND, SOR
54320	<i>Enterobacter gergoviae</i>	URE, CIT
54321	<i>Enterobacter gergoviae</i> <i>Serratia liquefaciens</i>	URE LAC, SOR
54322	<i>Enterobacter gergoviae</i>	CIT
54323	<i>Enterobacter gergoviae</i>	NONE
54340	<i>Escherichia coli</i> <i>Serratia liquefaciens</i>	IND LAC, CIT
54341	<i>Serratia odorifera</i>	NONE
54342	<i>Escherichia coli</i>	IND, URE
54343	<i>Serratia liquefaciens</i>	LAC, URE
54344	<i>Escherichia coli</i>	IND, PA
54345	<i>Serratia liquefaciens</i>	LAC, PA
54350	<i>Escherichia coli</i>	IND
54351	<i>Salmonella sp. subsp. choleraesuis</i>	H ₂ S, LAC
54360	<i>Serratia liquefaciens</i> <i>Enterobacter aerogenes</i>	LAC, CIT ADO, CIT
54361	<i>Serratia odorifera</i> <i>Serratia liquefaciens</i>	NONE LAC
54363	<i>Serratia liquefaciens</i>	LAC, URE
54365	<i>Serratia liquefaciens</i>	LAC, PA
54371	<i>Enterobacter aerogenes</i>	ADO, DUL

ENTEROBACTERIACEAE
ENTEROBACTERIACEAE

Codice numerico Code number	Microrganismo Microorganism	Test atipici Atypical tests
54373	<i>Klebsiella pneumoniae</i>	ORN, ADO
54401	<i>Serratia marcescens</i>	SOR, VP
54403	<i>Serratia marcescens</i>	SOR, VP
54420	<i>Serratia marcescens</i>	SOR, CIT
54421	<i>Serratia marcescens</i>	SOR
54422	<i>Serratia marcescens</i>	SOR, CIT
54423	<i>Serratia marcescens</i>	SOR
54440	<i>Serratia marcescens</i>	VP, CIT
54441	<i>Serratia marcescens</i>	VP
54442	<i>Serratia marcescens</i>	VP, CIT
54443	<i>Serratia marcescens</i>	VP
54460	<i>Serratia marcescens</i>	CIT
54461	<i>Serratia marcescens</i>	NONE
54462	<i>Serratia marcescens</i>	CIT
54463	<i>Serratia marcescens</i>	NONE
54500	<i>Klebsiella ozaenae</i>	ORN
54501	<i>Klebsiella ozaenae</i> <i>Serratia liquefaciens</i>	ORN ADO, SOR
54502	<i>Klebsiella ozaenae</i>	ORN, URE
54503	<i>Klebsiella ozaenae</i>	ORN, URE
54521	<i>Serratia liquefaciens</i>	ADO, SOR

ENTEROBACTERIACEAE
ENTEROBACTERIACEAE

Codice numerico Code number	Microrganismo Microorganism	Test atipici Atypical tests
54540	<i>Klebsiella ozaenae</i> <i>Serratia liquefaciens</i>	ORN ADO, CIT
54541	<i>Serratia odorifera</i>	NONE
54542	<i>Klebsiella ozaenae</i>	ORN, URE
54543	<i>Serratia liquefaciens</i> <i>Klebsiella ozaenae</i>	ADO, URE ORN, URE
54545	<i>Serratia liquefaciens</i>	ADO, PA
54560	<i>Enterobacter aerogenes</i> <i>Serratia liquefaciens</i>	LAC, CIT ADO, CIT
54561	<i>Serratia odorifera</i> <i>Serratia liquefaciens</i>	NONE NONE
54563	<i>Serratia liquefaciens</i>	ADO, URE
54565	<i>Serratia liquefaciens</i>	ADO, PA
54571	<i>Enterobacter aerogenes</i>	LAC, DUL
54573	<i>Klebsiella pneumoniae</i>	ORN, LAC
54621	<i>Serratia marcescens</i>	LAC, SOR
54623	<i>Serratia marcescens</i>	LAC, SOR
54641	<i>Serratia marcescens</i>	LAC, VP
54643	<i>Serratia marcescens</i>	LAC, VP
54660	<i>Serratia marcescens</i>	LAC, CIT
54661	<i>Serratia marcescens</i>	LAC
54662	<i>Serratia marcescens</i>	LAC, CIT
54663	<i>Serratia marcescens</i>	LAC

ENTEROBACTERIACEAE
ENTEROBACTERIACEAE

Codice numerico Code number	Microrganismo Microorganism	Test atipici Atypical tests
54673	<i>Klebsiella pneumoniae</i>	ORN, ARA
54700	<i>Klebsiella ozaenae</i>	ORN
54701	<i>Klebsiella ozaenae</i>	ORN
54702	<i>Klebsiella ozaenae</i>	ORN, URE
54703	<i>Klebsiella ozaenae</i>	ORN, URE
54723	<i>Klebsiella pneumoniae</i>	ORN, SOR
54733	<i>Klebsiella pneumoniae</i>	ORN, SOR
54740	<i>Escherichia coli</i> <i>Klebsiella ozaenae</i>	ORN IND, ADO
54741	<i>Serratia odorifera</i> <i>Serratia fonticola</i>	NONE GAS, DUL
54742	<i>Klebsiella ozaenae</i>	ORN, URE
54743	<i>Klebsiella ozaenae</i> <i>Klebsiella pneumoniae</i>	ORN, URE ORN, VP
54750	<i>Escherichia coli</i>	NONE
54753	<i>Klebsiella pneumoniae</i>	ORN
54760	<i>Enterobacter aerogenes</i>	CIT
54761	<i>Serratia odorifera</i>	NONE
54762	<i>Klebsiella pneumoniae</i>	ORN, CIT
54763	<i>Klebsiella pneumoniae</i>	ORN
54770	<i>Enterobacter aerogenes</i>	DUL, CIT
54771	<i>Enterobacter aerogenes</i>	DUL

ENTEROBACTERIACEAE
ENTEROBACTERIACEAE

Codice numerico Code number	Microrganismo Microorganism	Test atipici Atypical tests
54772	<i>Klebsiella pneumoniae</i>	ORN, CIT
54773	<i>Klebsiella pneumoniae</i>	ORN
55000	<i>Escherichia coli</i> <i>Edwardsiella tarda</i>	NONE H ₂ S
55010	<i>Escherichia coli</i>	NONE
55021	<i>Serratia marcescens</i>	IND, SOR
55023	<i>Serratia marcescens</i>	IND, SOR
55040	<i>Escherichia coli</i>	NONE
55041	<i>Serratia liquefaciens</i>	IND, ARA
55043	<i>Serratia marcescens</i>	IND, VP
55050	<i>Escherichia coli</i>	NONE
55060	<i>Serratia marcescens</i>	IND, CIT
55061	<i>Serratia marcescens</i> <i>Serratia liquefaciens</i>	IND IND, ARA
55062	<i>Serratia marcescens</i>	IND, CIT
55063	<i>Serratia marcescens</i>	IND
55100	<i>Escherichia coli</i>	LAC, SOR
55101	<i>Serratia liquefaciens</i>	IND, SOR
55110	<i>Escherichia coli</i>	LAC, SOR
55121	<i>Serratia liquefaciens</i>	IND, SOR
55140	<i>Escherichia coli</i>	LAC
55141	<i>Serratia odorifera</i>	NONE

ENTEROBACTERIACEAE
ENTEROBACTERIACEAE

Codice numerico Code number	Microrganismo Microorganism	Test atipici Atypical tests
55142	<i>Escherichia coli</i>	LAC, URE
55143	<i>Serratia liquefaciens</i>	IND, URE
55144	<i>Escherichia coli</i>	LAC, PA
55145	<i>Serratia liquefaciens</i>	IND, PA
55150	<i>Escherichia coli</i>	LAC
55151	<i>Salmonella sp.subsp.choleraesuis</i>	H ₂ S, IND
55152	<i>Escherichia coli</i>	LAC, URE
55160	<i>Serratia liquefaciens</i>	IND, CIT
55161	<i>Serratia odorifera</i>	NONE
55163	<i>Serratia liquefaciens</i>	IND, URE
55165	<i>Serratia liquefaciens</i>	IND, PA
55200	<i>Escherichia coli</i>	ARA, SOR
55210	<i>Escherichia coli</i>	ARA, SOR
55240	<i>Escherichia coli</i>	ARA
55241	<i>Escherichia coli</i>	ARA, CIT
55242	<i>Escherichia coli</i>	ARA, URE
55244	<i>Escherichia coli</i>	ARA, PA
55250	<i>Escherichia coli</i>	ARA
55251	<i>Escherichia coli</i>	ARA, CIT
55252	<i>Escherichia coli</i>	ARA, URE
55261	<i>Serratia marcescens</i>	IND, LAC

ENTEROBACTERIACEAE
ENTEROBACTERIACEAE

Codice numerico Code number	Microrganismo Microorganism	Test atipici Atypical tests
55263	<i>Serratia marcescens</i>	IND, LAC
55300	<i>Escherichia coli</i>	SOR
55301	<i>Kluyvera sp.</i>	GAS
55302	<i>Escherichia coli</i>	SOR, URE
55304	<i>Escherichia coli</i>	SOR, PA
55310	<i>Escherichia coli</i>	SOR
55311	<i>Escherichia coli</i>	SOR, CIT
55312	<i>Escherichia coli</i>	SOR, URE
55340	<i>Escherichia coli</i>	NONE
55341	<i>Serratia odorifera</i>	NONE
55342	<i>Escherichia coli</i>	URE
55343	<i>Escherichia coli</i>	URE, CIT
55344	<i>Escherichia coli</i>	PA
55345	<i>Escherichia coli</i>	PA, CIT
55346	<i>Escherichia coli</i>	PA, URE
55350	<i>Escherichia coli</i>	NONE
55351	<i>Escherichia coli</i>	CIT
55352	<i>Escherichia coli</i>	URE
55353	<i>Escherichia coli</i>	URE, CIT
55361	<i>Serratia odorifera</i>	NONE
55421	<i>Serratia marcescens</i>	IND, SOR

ENTEROBACTERIACEAE
ENTEROBACTERIACEAE

Codice numerico Code number	Microrganismo Microorganism	Test atipici Atypical tests
55423	<i>Serratia marcescens</i>	IND, SOR
55441	<i>Serratia marcescens</i>	IND, VP
55443	<i>Serratia marcescens</i>	IND, VP
55460	<i>Serratia marcescens</i>	IND, CIT
55461	<i>Serratia marcescens</i>	IND
55462	<i>Serratia marcescens</i>	IND, CIT
55463	<i>Serratia marcescens</i>	IND
55500	<i>Escherichia fergusonii</i>	GAS
	<i>Edwardsiella tarda</i>	ADO
55510	<i>Escherichia fergusonii</i>	GAS
55540	<i>Escherichia coli</i>	ADO, LAC
55541	<i>Serratia odorifera</i>	NONE
55550	<i>Escherichia coli</i>	ADO, LAC
55561	<i>Serratia odorifera</i>	NONE
55640	<i>Escherichia coli</i>	ADO, ARA
55650	<i>Escherichia coli</i>	ADO, ARA
55661	<i>Serratia marcescens</i>	IND, LAC
55663	<i>Serratia marcescens</i>	IND, LAC
55700	<i>Escherichia coli</i>	ADO, SOR
55710	<i>Escherichia coli</i>	ADO, SOR
55740	<i>Escherichia coli</i>	ADO

ENTEROBACTERIACEAE
ENTEROBACTERIACEAE

Codice numerico Code number	Microrganismo Microorganism	Test atipici Atypical tests
55741	<i>Serratia odorifera</i>	NONE
55742	<i>Escherichia coli</i>	ADO, URE
55744	<i>Escherichia coli</i>	ADO, PA
55750	<i>Escherichia coli</i>	ADO
55751	<i>Escherichia coli</i>	ADO, CIT
55752	<i>Escherichia coli</i>	ADO, URE
55760	<i>Enterobacter aerogenes</i>	IND, CIT
55761	<i>Serratia odorifera</i>	NONE
55771	<i>Enterobacter aerogenes</i>	IND, DUL
56000	<i>Salmonella sp.serovar choleraesuis</i> <i>Edwardsiella tarda</i>	SOR IND
56001	<i>Salmonella sp.subsp.arizonae</i> <i>Salmonella sp.subsp.choleraesuis</i>	ARA, SOR ARA, SOR
56010	<i>Salmonella sp.serovar choleraesuis</i>	SOR, DUL
56011	<i>Salmonella sp.subsp.choleraesuis</i>	ARA, SOR
56040	<i>Salmonella sp.serovar choleraesuis</i>	NONE
56041	<i>Salmonella sp.subsp.arizonae</i> <i>Salmonella sp.subsp.choleraesuis</i>	ARA ARA
56050	<i>Salmonella sp.serovar choleraesuis</i> <i>Salmonella sp.subsp.choleraesuis</i>	DUL ARA, CIT
56051	<i>Salmonella sp.subsp.choleraesuis</i>	ARA
56100	<i>Edwardsiella tarda</i> <i>Salmonella sp.subsp.choleraesuis</i> <i>Salmonella sp.subsp.arizonae</i>	IND, ARA SOR, CIT SOR, CIT

ENTEROBACTERIACEAE
ENTEROBACTERIACEAE

Codice numerico Code number	Microrganismo Microorganism	Test atipici Atypical tests
56101	<i>Salmonella sp.subsp.arizonae</i>	SOR
	<i>Salmonella sp.subsp.choleraesuis</i>	SOR
56110	<i>Salmonella sp.subsp.choleraesuis</i>	SOR, CIT
56111	<i>Salmonella sp.subsp.choleraesuis</i>	SOR
56140	<i>Salmonella sp.subsp.choleraesuis</i>	CIT
	<i>Salmonella sp.subsp.arizonae</i>	CIT
56141	<i>Salmonella sp.subsp.arizonae</i>	NONE
	<i>Salmonella sp.subsp.choleraesuis</i>	NONE
56150	<i>Salmonella sp.subsp.choleraesuis</i>	CIT
56151	<i>Salmonella sp.subsp.choleraesuis</i>	NONE
56201	<i>Salmonella sp.subsp.arizonae</i>	ARA, SOR
56240	<i>Salmonella sp.subsp.arizonae</i>	ARA, CIT
56241	<i>Salmonella sp.subsp.arizonae</i>	ARA
56251	<i>Salmonella sp.subsp.choleraesuis</i>	LAC, ARA
56300	<i>Salmonella sp.subsp.arizonae</i>	SOR, CIT
56301	<i>Salmonella sp.subsp.arizonae</i>	SOR
56311	<i>Salmonella sp.subsp.choleraesuis</i>	LAC, SOR
56340	<i>Salmonella sp.subsp.arizonae</i>	CIT
56341	<i>Salmonella sp.subsp.arizonae</i>	NONE
56350	<i>Salmonella sp.subsp.choleraesuis</i>	LAC, CIT
	<i>Escherichia coli</i>	H ₂ S, IND
56351	<i>Salmonella sp.subsp.choleraesuis</i>	LAC
57000	<i>Edwardsiella tarda</i>	NONE

ENTEROBACTERIACEAE
ENTEROBACTERIACEAE

Codice numerico Code number	Microrganismo Microorganism	Test atipici Atypical tests
57040	<i>Edwardsiella tarda</i>	SOR
57041	<i>Salmonella sp.subsp.arizonae</i>	IND, ARA
	<i>Salmonella sp.subsp.choleraesuis</i>	IND, ARA
57051	<i>Salmonella sp.subsp.choleraesuis</i>	IND, ARA
57100	<i>Edwardsiella tarda</i>	ARA
57101	<i>Salmonella sp.subsp.arizonae</i>	IND, SOR
	<i>Salmonella sp.subsp.choleraesuis</i>	IND, SOR
57111	<i>Salmonella sp.subsp.choleraesuis</i>	IND, SOR
57140	<i>Escherichia coli</i>	H ₂ S, LAC
	<i>Edwardsiella tarda</i>	ARA, SOR
	<i>Salmonella sp.subsp.choleraesuis</i>	IND, CIT
	<i>Salmonella sp.subsp.arizonae</i>	IND, CIT
57141	<i>Salmonella sp.subsp.arizonae</i>	IND
	<i>Salmonella sp.subsp.choleraesuis</i>	IND
57150	<i>Salmonella sp.subsp.choleraesuis</i>	IND, CIT
	<i>Escherichia coli</i>	H ₂ S, LAC
57151	<i>Salmonella sp.subsp.choleraesuis</i>	IND
57240	<i>Escherichia coli</i>	H ₂ S, ARA
57241	<i>Salmonella sp.subsp.arizonae</i>	IND, ARA
57250	<i>Escherichia coli</i>	H ₂ S, ARA
57300	<i>Escherichia coli</i>	H ₂ S, SOR
57301	<i>Salmonella sp.subsp.arizonae</i>	IND, SOR
57310	<i>Escherichia coli</i>	H ₂ S, SOR
57340	<i>Escherichia coli</i>	H ₂ S

ENTEROBACTERIACEAE
ENTEROBACTERIACEAE

Codice numerico Code number	Microrganismo Microorganism	Test atipici Atypical tests
57341	<i>Salmonella sp.subsp.arizonae</i>	IND
57342	<i>Escherichia coli</i>	H ₂ S, URE
57344	<i>Escherichia coli</i>	H ₂ S, PA
57350	<i>Escherichia coli</i>	H ₂ S
57351	<i>Salmonella sp.subsp.choleraesuis</i> <i>Escherichia coli</i>	IND, LAC H ₂ S, CIT
57352	<i>Escherichia coli</i>	H ₂ S, URE
57740	<i>Escherichia coli</i>	H ₂ S, ADO
57750	<i>Escherichia coli</i>	H ₂ S, ADO
60000	<i>Shighella flexeneri 6</i>	NONE
60001	<i>Cedecea sp.3</i> <i>Cedecea lapagei</i>	NONE VP
60002	<i>Pantoea agglomerans</i>	ARA, CIT
60003	<i>Pantoea agglomerans</i>	ARA
60004	<i>Providencia rustigianii</i> <i>Tatumella ptyseos</i> <i>Proteus penneri</i>	IND GAS URE
60005	<i>Providencia alcalifaciens</i> <i>Providencia stuartii</i> <i>Pantoea agglomerans</i>	IND, ADO GAS, IND ARA
60006	<i>Proteus penneri</i>	NONE
60007	<i>Proteus vulgaris</i> <i>Proteus mirabilis</i>	H ₂ S, IND ORN, H ₂ S
60010	<i>Shighella flexneri 6</i>	DUL

ENTEROBACTERIACEAE
ENTEROBACTERIACEAE

Codice numerico Code number	Microrganismo Microorganism	Test atipici Atypical tests
60011	<i>Pantoea agglomerans</i>	ARA
60013	<i>Pantoea agglomerans</i>	ARA
60020	<i>Pantoea agglomerans</i>	ARA
60021	<i>Pantoea agglomerans</i>	ARA
60022	<i>Pantoea agglomerans</i>	ARA
60023	<i>Pantoea agglomerans</i>	ARA
60024	<i>Pantoea agglomerans</i>	ARA
60025	<i>Pantoea agglomerans</i>	ARA
60026	<i>Proteus mirabilis</i> <i>Pantoea agglomerans</i>	ORN, H ₂ S ARA
60027	<i>Pantoea agglomerans</i> <i>Proteus mirabilis</i>	ARA ORN, H ₂ S
60031	<i>Pantoea agglomerans</i>	ARA
60033	<i>Pantoea agglomerans</i>	ARA
60040	<i>Shighella flexneri</i> 6	NONE
60041	<i>Cedecea neteri</i> <i>Cedecea</i> sp.5	NONE NONE
60042	<i>Pantoea agglomerans</i>	ARA
60043	<i>Pantoea agglomerans</i>	ARA
60044	<i>Pantoea agglomerans</i>	ARA
60045	<i>Pantoea agglomerans</i>	ARA
60046	<i>Pantoea agglomerans</i>	ARA

ENTEROBACTERIACEAE
ENTEROBACTERIACEAE

Codice numerico Code number	Microrganismo Microorganism	Test atipici Atypical tests
60047	<i>Pantoea agglomerans</i>	ARA
60050	<i>Shighella flexneri 6</i>	DUL
60051	<i>Pantoea agglomerans</i>	ARA
60053	<i>Pantoea agglomerans</i>	ARA
60060	<i>Pantoea agglomerans</i>	ARA
60061	<i>Pantoea agglomerans</i> <i>Cedecea sp.</i>	ARA NONE
60062	<i>Pantoea agglomerans</i>	ARA
60063	<i>Pantoea agglomerans</i> <i>Enterobacter cloacae</i>	ARA ORN, ARA
60064	<i>Pantoea agglomerans</i>	ARA
60065	<i>Pantoea agglomerans</i>	ARA
60066	<i>Pantoea agglomerans</i>	ARA
60067	<i>Pantoea agglomerans</i>	ARA
60071	<i>Pantoea agglomerans</i>	ARA
60073	<i>Pantoea agglomerans</i>	ARA
60100	<i>Escherichia vulneris</i>	NONE
60101	<i>Pantoea agglomerans</i>	NONE
60102	<i>Pantoea agglomerans</i> <i>Klebsiella ozaenae</i>	NONE ADO, URE
60103	<i>Pantoea agglomerans</i> <i>Citrobacter freundii</i>	NONE SOR
60104	<i>Pantoea agglomerans</i>	NONE

ENTEROBACTERIACEAE
ENTEROBACTERIACEAE

Codice numerico Code number	Microrganismo Microorganism	Test atipici Atypical tests
60105	<i>Pantoea agglomerans</i>	NONE
60106	<i>Pantoea agglomerans</i>	NONE
60107	<i>Pantoea agglomerans</i>	NONE
60110	<i>Shighella flexneri 6</i>	DUL
60111	<i>Pantoea agglomerans</i>	NONE
60112	<i>Pantoea agglomerans</i> <i>Citrobacter freundii</i>	NONE SOR, CIT
60113	<i>Citrobacter freundii</i> <i>Pantoea agglomerans</i>	SOR NONE
60120	<i>Pantoea agglomerans</i>	NONE
60121	<i>Enterobacter amnigenus</i> <i>Serratia plymuthica</i>	NONE LAC
60122	<i>Pantoea agglomerans</i>	NONE
60123	<i>Pantoea agglomerans</i>	NONE
60124	<i>Pantoea agglomerans</i>	NONE
60125	<i>Pantoea agglomerans</i>	NONE
60126	<i>Pantoea agglomerans</i>	NONE
60127	<i>Pantoea agglomerans</i>	NONE
60130	<i>Pantoea agglomerans</i>	NONE
60131	<i>Pantoea agglomerans</i>	NONE
60132	<i>Pantoea agglomerans</i>	NONE
60133	<i>Pantoea agglomerans</i>	NONE

ENTEROBACTERIACEAE
ENTEROBACTERIACEAE

Codice numerico Code number	Microrganismo Microorganism	Test atipici Atypical tests
60140	<i>Shigella flexneri</i> 6	NONE
	<i>Salmonella</i> sp. serovar <i>paratyphi</i> A	ORN
	<i>Klebsiella ozaenae</i>	ADO
	<i>Escherechia coli</i>	IND
60141	<i>Klebsiella ozaenae</i>	ADO
	<i>Citrobacter freundii</i>	NONE
	<i>Pantoea agglomerans</i>	NONE
60142	<i>Citrobacter freundii</i>	CIT
	<i>Klebsiella ozaenae</i>	ADO
	<i>Pantoea agglomerans</i>	NONE
60143	<i>Citrobacter freundii</i>	NONE
	<i>Pantoea agglomerans</i>	NONE
60144	<i>Pantoea agglomerans</i>	NONE
60145	<i>Pantoea agglomerans</i>	NONE
60146	<i>Pantoea agglomerans</i>	NONE
60147	<i>Pantoea agglomerans</i>	NONE
60150	<i>Salmonella</i> sp. serovar <i>paratyphi</i> A	ORN, DUL
	<i>Shigella flexneri</i> 6	DUL
	<i>Citrobacter freundii</i>	CIT
60151	<i>Citrobacter freundii</i>	NONE
	<i>Pantoea agglomerans</i>	NONE
60152	<i>Citrobacter freundii</i>	CIT
	<i>Pantoea agglomerans</i>	NONE
60153	<i>Citrobacter freundii</i>	NONE
	<i>Pantoea agglomerans</i>	NONE
60160	<i>Serratia plymuthica</i>	LAC
	<i>Enterobacter amnigenus</i>	SOR
	<i>Pantoea agglomerans</i>	NONE

ENTEROBACTERIACEAE
ENTEROBACTERIACEAE

Codice numerico Code number	Microrganismo Microorganism	Test atipici Atypical tests
60161	<i>Pantoea agglomerans</i>	NONE
	<i>Enterobacter cloacae</i>	ORN
60162	<i>Pantoea agglomerans</i>	NONE
60163	<i>Pantoea agglomerans</i>	NONE
	<i>Enterobacter cloacae</i>	
60164	<i>Pantoea agglomerans</i>	NONE
60165	<i>Pantoea agglomerans</i>	NONE
60166	<i>Pantoea agglomerans</i>	NONE
60167	<i>Pantoea agglomerans</i>	NONE
60170	<i>Pantoea agglomerans</i>	NONE
60171	<i>Pantoea agglomerans</i>	NONE
	<i>Enterobacter cloacae</i>	ORN, DUL
60172	<i>Pantoea agglomerans</i>	NONE
60173	<i>Pantoea agglomerans</i>	DUL
	<i>Enterobacter cloacae</i>	ORN, DUL
60200	<i>Pantoea agglomerans</i>	ARA
60201	<i>Cedecea lapagei</i>	VP
	<i>Cedecea sp. 3</i>	LAC
60202	<i>Pantoea agglomerans</i>	ARA
60203	<i>Pantoea agglomerans</i>	ARA
60204	<i>Pantoea agglomerans</i>	ARA
60205	<i>Pantoea agglomerans</i>	ARA
60206	<i>Pantoea agglomerans</i>	ARA
60207	<i>Pantoea agglomerans</i>	ARA

ENTEROBACTERIACEAE
ENTEROBACTERIACEAE

Codice numerico Code number	Microrganismo Microorganism	Test atipici Atypical tests
60211	<i>Pantoea agglomerans</i>	ARA
60213	<i>Pantoea agglomerans</i>	ARA
60220	<i>Pantoea agglomerans</i>	ARA
60221	<i>Cedecea lapagei</i>	NONE
60222	<i>Pantoea agglomerans</i>	ARA
60223	<i>Pantoea agglomerans</i>	ARA
60224	<i>Pantoea agglomerans</i>	ARA
60225	<i>Pantoea agglomerans</i>	ARA
60226	<i>Pantoea agglomerans</i>	ARA
60227	<i>Pantoea agglomerans</i>	ARA
60231	<i>Pantoea agglomerans</i>	ARA
60233	<i>Pantoea agglomerans</i>	ARA
60240	<i>Pantoea agglomerans</i>	ARA
60241	<i>Cedecea neteri</i>	NONE
60242	<i>Pantoea agglomerans</i>	ARA
60243	<i>Pantoea agglomerans</i>	ARA
60244	<i>Pantoea agglomerans</i>	ARA
60245	<i>Pantoea agglomerans</i>	ARA
60246	<i>Pantoea agglomerans</i>	ARA
60247	<i>Pantoea agglomerans</i>	ARA
60251	<i>Pantoea agglomerans</i>	ARA

ENTEROBACTERIACEAE
ENTEROBACTERIACEAE

Codice numerico Code number	Microrganismo Microorganism	Test atipici Atypical tests
60253	<i>Pantoea agglomerans</i>	ARA
60260	<i>Pantoea agglomerans</i>	ARA
60261	<i>Cedecea neteri</i>	NONE
60262	<i>Pantoea agglomerans</i>	ARA
60263	<i>Enterobacter cloacae</i> <i>Pantoea agglomerans</i>	ORN, ARA ARA
60264	<i>Pantoea agglomerans</i>	ARA
60265	<i>Pantoea agglomerans</i>	ARA
60266	<i>Pantoea agglomerans</i>	ARA
60267	<i>Pantoea agglomerans</i>	ARA
60271	<i>Pantoea agglomerans</i>	ARA
60273	<i>Pantoea agglomerans</i>	ARA
60300	<i>Escherichia vulneris</i> <i>Serratia plymuthica</i> <i>Pantoea agglomerans</i>	NONE VP NONE
60301	<i>Pantoea agglomerans</i> <i>Citrobacter freundii</i>	NONE SOR
60302	<i>Citrobacter freundii</i> <i>Pantoea agglomerans</i>	SOR NONE
60303	<i>Citrobacter freundii</i> <i>Pantoea agglomerans</i>	SOR NONE
60304	<i>Pantoea agglomerans</i>	NONE
60305	<i>Pantoea agglomerans</i>	NONE
60306	<i>Pantoea agglomerans</i>	NONE

ENTEROBACTERIACEAE
ENTEROBACTERIACEAE

Codice numerico Code number	Microrganismo Microorganism	Test atipici Atypical tests
60307	<i>Pantoea agglomerans</i>	NONE
60310	<i>Citrobacter freundii</i> <i>Pantoea agglomerans</i>	SOR NONE
60311	<i>Citrobacter freundii</i> <i>Pantoea agglomerans</i>	SOR NONE
60312	<i>Citrobacter freundii</i>	SOR
60313	<i>Citrobacter freundii</i>	SOR
60320	<i>Enterobacter amnigenus</i> <i>Serratia plymuthica</i>	NONE NONE
60321	<i>Enterobacter amnigenus</i> <i>Serratia plymuthica</i>	NONE NONE
60322	<i>Pantoea agglomerans</i>	NONE
60323	<i>Pantoea agglomerans</i>	NONE
60324	<i>Pantoea agglomerans</i>	NONE
60325	<i>Pantoea agglomerans</i>	NONE
60326	<i>Pantoea agglomerans</i>	NONE
60327	<i>Pantoea agglomerans</i>	NONE
60330	<i>Pantoea agglomerans</i>	NONE
60331	<i>Pantoea agglomerans</i> <i>Enterobacter sakazakii</i>	NONE ORN, DUL
60332	<i>Pantoea agglomerans</i>	NONE
60333	<i>Pantoea agglomerans</i>	NONE
60340	<i>Citrobacter freundii</i>	NONE

ENTEROBACTERIACEAE
ENTEROBACTERIACEAE

Codice numerico Code number	Microrganismo Microorganism	Test atipici Atypical tests
60341	<i>Citrobacter freundii</i>	NONE
60342	<i>Citrobacter freundii</i>	NONE
60343	<i>Citrobacter freundii</i>	NONE
60344	<i>Pantoea agglomerans</i>	NONE
60345	<i>Pantoea agglomerans</i>	NONE
60346	<i>Pantoea agglomerans</i>	NONE
60347	<i>Pantoea agglomerans</i>	NONE
60350	<i>Citrobacter freundii</i>	NONE
	<i>Salmonella sp. serovar. paratyphi A</i>	ORN, LAC
60351	<i>Citrobacter freundii</i>	NONE
60352	<i>Citrobacter freundii</i>	NONE
60353	<i>Citrobacter freundii</i>	NONE
60360	<i>Pantoea agglomerans</i>	NONE
60361	<i>Enterobacter cloacae</i>	ORN
	<i>Pantoea agglomerans</i>	NONE
	<i>Serratia rubidaea</i>	ADO, SOR
60362	<i>Pantoea agglomerans</i>	NONE
	<i>Enterobacter cloacae</i>	ORN, CIT
60363	<i>Enterobacter cloacae</i>	ORN
	<i>Pantoea agglomerans</i>	NONE
60364	<i>Pantoea agglomerans</i>	NONE
60365	<i>Pantoea agglomerans</i>	NONE
60366	<i>Pantoea agglomerans</i>	NONE

ENTEROBACTERIACEAE
ENTEROBACTERIACEAE

Codice numerico Code number	Microrganismo Microorganism	Test atipici Atypical tests
60367	<i>Pantoea agglomerans</i>	NONE
60370	<i>Enterobacter intermedium</i>	NONE
60371	<i>Enterobacter cloacae</i> <i>Pantoea agglomerans</i>	ORN, DUL NONE
60372	<i>Pantoea agglomerans</i>	NONE
60373	<i>Enterobacter cloacae</i> <i>Klebsiella pneumoniae</i> <i>Pantoea agglomerans</i>	ORN, DUL LYS, ADO NONE
60374	<i>Rhanella aquatilis</i>	NONE
60401	<i>Providencia alcalifaciens</i> <i>Pantoea agglomerans</i>	IND, PA ADO, ARA
60403	<i>Pantoea agglomerans</i>	ADO, ARA
60404	<i>Providencia alcalifaciens</i>	IND, CIT
60405	<i>Providencia alcalifaciens</i>	IND
60407	<i>Pantoea agglomerans</i>	ADO, ARA
60421	<i>Pantoea agglomerans</i>	ADO, ARA
60423	<i>Pantoea agglomerans</i>	ADO, ARA
60425	<i>Pantoea agglomerans</i>	ADO, ARA
60427	<i>Pantoea agglomerans</i>	ADO, ARA
60441	<i>Pantoea agglomerans</i>	ADO, ARA
60443	<i>Pantoea agglomerans</i>	ADO, ARA
60445	<i>Providencia alcalifaciens</i>	IND, SOR
60447	<i>Pantoea agglomerans</i>	ADO, ARA

ENTEROBACTERIACEAE
ENTEROBACTERIACEAE

Codice numerico Code number	Microrganismo Microorganism	Test atipici Atypical tests
60461	<i>Pantoea agglomerans</i> <i>Serratia marcescens</i> <i>Enterobacter cloacae</i>	ADO, ARA LYS, ORN ORN, ARA
60463	<i>Enterobacter cloacae</i> <i>Pantoea agglomerans</i>	ORN, ARA ADO, ARA
60465	<i>Pantoea agglomerans</i>	ADO, ARA
60467	<i>Pantoea agglomerans</i>	ADO, ARA
60500	<i>Klebsiella ozaenae</i>	NONE
60501	<i>Klebsiella ozaenae</i>	NONE
60502	<i>Klebsiella ozaenae</i>	URE
60503	<i>Klebsiella ozaenae</i> <i>Pantoea agglomerans</i>	URE ADO
60504	<i>Pantoea agglomerans</i>	ADO
60505	<i>Pantoea agglomerans</i> <i>Providencia alcalifaciens</i>	ADO IND, ARA
60506	<i>Pantoea agglomerans</i>	ADO
60507	<i>Pantoea agglomerans</i>	ADO
60511	<i>Pantoea agglomerans</i>	ADO
60513	<i>Pantoea agglomerans</i>	ADO
60520	<i>Pantoea agglomerans</i> <i>Serratia rubidaea</i>	ADO LAC, CIT
60521	<i>Pantoea agglomerans</i> <i>Serratia rubidaea</i>	ADO LAC
60522	<i>Pantoea agglomerans</i>	ADO

ENTEROBACTERIACEAE
ENTEROBACTERIACEAE

Codice numerico Code number	Microrganismo Microorganism	Test atipici Atypical tests
60523	<i>Pantoea agglomerans</i>	ADO
60524	<i>Pantoea agglomerans</i>	ADO
60525	<i>Pantoea agglomerans</i>	ADO
60526	<i>Pantoea agglomerans</i>	ADO
60527	<i>Pantoea agglomerans</i>	ADO
60531	<i>Pantoea agglomerans</i>	ADO
60533	<i>Enterobacter cloacae</i>	ADO
60540	<i>Klebsiella ozaenae</i>	NONE
60541	<i>Klebsiella ozaenae</i>	NONE
60542	<i>Klebsiella ozaenae</i>	URE
60543	<i>Klebsiella ozaenae</i>	URE
60544	<i>Pantoea agglomerans</i>	ADO
60545	<i>Pantoea agglomerans</i>	ADO
60546	<i>Pantoea agglomerans</i>	ADO
60547	<i>Pantoea agglomerans</i>	ADO
60551	<i>Pantoea agglomerans</i>	ADO
60553	<i>Pantoea agglomerans</i>	ADO
60560	<i>Pantoea agglomerans</i>	ADO
60561	<i>Pantoea agglomerans</i> <i>Enterobacter cloacae</i>	ADO ORN
60562	<i>Pantoea agglomerans</i> <i>Enterobacter cloacae</i>	ADO ORN, CIT

ENTEROBACTERIACEAE
ENTEROBACTERIACEAE

Codice numerico Code number	Microrganismo Microorganism	Test atipici Atypical tests
60563	<i>Enterobacter cloacae</i>	ORN
	<i>Pantoea agglomerans</i>	ADO
	<i>Klebsiella pneumoniae</i>	LYS, LAC
60564	<i>Pantoea agglomerans</i>	ADO
60565	<i>Pantoea agglomerans</i>	ADO
60566	<i>Pantoea agglomerans</i>	ADO
60567	<i>Pantoea agglomerans</i>	ADO
60571	<i>Pantoea agglomerans</i>	ADO
	<i>Enterobacter cloacae</i>	ORN, DUL
60573	<i>Enterobacter cloacae</i>	ORN, DUL
	<i>Klebsiella pneumoniae</i>	LYS, LAC
	<i>Pantoea agglomerans</i>	ADO
60601	<i>Pantoea agglomerans</i>	ADO, ARA
60603	<i>Pantoea agglomerans</i>	ADO, ARA
60605	<i>Providencia alcalifaciens</i>	IND, LAC
	<i>Pantoea agglomerans</i>	ADO, ARA
60607	<i>Pantoea agglomerans</i>	ADO, ARA
60621	<i>Pantoea agglomerans</i>	ADO, ARA
60623	<i>Pantoea agglomerans</i>	ADO, ARA
60625	<i>Pantoea agglomerans</i>	ADO, ARA
60627	<i>Pantoea agglomerans</i>	ADO, ARA
60641	<i>Pantoea agglomerans</i>	ADO, ARA
60643	<i>Pantoea agglomerans</i>	ADO, ARA
60645	<i>Pantoea agglomerans</i>	ADO, ARA
60647	<i>Pantoea agglomerans</i>	ADO, ARA

ENTEROBACTERIACEAE
ENTEROBACTERIACEAE

Codice numerico Code number	Microrganismo Microorganism	Test atipici Atypical tests
60661	<i>Enterobacter cloacae</i> <i>Pantoea agglomerans</i>	ORN, ARA ADO, ARA
60663	<i>Enterobacter cloacae</i> <i>Klebsiella pneumoniae</i>	ORN, ARA LYS, ARA
60665	<i>Pantoea agglomerans</i>	ADO, ARA
60667	<i>Pantoea agglomerans</i>	ADO, ARA
60673	<i>Klebsiella pneumoniae</i>	LYS, ARA
60700	<i>Klebsiella ozaena</i>	NONE
60701	<i>Serratia rubidaea</i> <i>Klebsiella ozaena</i>	VP NONE
60702	<i>Klebsiella ozaenae</i>	URE
60703	<i>Klebsiella ozaenae</i> <i>Serratia rubidaea</i> <i>Pantoea agglomerans</i>	URE VP, URE ADO
60704	<i>Pantoea agglomerans</i>	ADO
60705	<i>Pantoea agglomerans</i>	ADO
60706	<i>Pantoea agglomerans</i>	ADO
60707	<i>Pantoea agglomerans</i>	ADO
60711	<i>Pantoea agglomerans</i>	ADO
60713	<i>Pantoea agglomerans</i>	ADO, DUL
60720	<i>Serratia rubidaea</i>	CIT
60721	<i>Serratia rubidaea</i>	NONE
60722	<i>Serratia rubidaea</i> <i>Pantoea agglomerans</i>	URE, CIT ADO

ENTEROBACTERIACEAE
ENTEROBACTERIACEAE

Codice numerico Code number	Microrganismo Microorganism	Test atipici Atypical tests
60723	<i>Serratia rubidaea</i>	URE
	<i>Pantoea agglomerans</i>	ADO
60724	<i>Pantoea agglomerans</i>	ADO
60725	<i>Pantoea agglomerans</i>	ADO
60726	<i>Pantoea agglomerans</i>	ADO
60727	<i>Pantoea agglomerans</i>	ADO
60731	<i>Pantoea agglomerans</i>	ADO
60733	<i>Pantoea agglomerans</i>	ADO
	<i>Klebsiella pneumoniae</i>	LYS, SOR
60740	<i>Klebsiella ozaenae</i>	NONE
60741	<i>Klebsiella ozaenae</i>	NONE
60742	<i>Klebsiella ozaenae</i>	URE
60743	<i>Klebsiella ozaenae</i>	URE
	<i>Klebsiella pneumoniae</i>	LYS, VP
60744	<i>Pantoea agglomerans</i>	ADO
60745	<i>Pantoea agglomerans</i>	ADO
60746	<i>Pantoea agglomerans</i>	ADO
60747	<i>Pantoea agglomerans</i>	ADO
60751	<i>Pantoea agglomerans</i>	ADO
60753	<i>Klebsiella pneumoniae</i>	LYS, VP
60760	<i>Serratia rubidaea</i>	SOR, CIT
60761	<i>Serratia rubidaea</i>	SOR
	<i>Enterobacter cloacae</i>	ORN

ENTEROBACTERIACEAE
ENTEROBACTERIACEAE

Codice numerico Code number	Microrganismo Microorganism	Test atipici Atypical tests
60762	<i>Klebsiella pneumoniae</i>	LYS, CIT
	<i>Enterobacter cloacae</i>	ORN, CIT
60763	<i>Klebsiella pneumoniae</i>	LYS
	<i>Enterobacter cloacae</i>	ORN
60764	<i>Pantoea agglomerans</i>	ADO
60765	<i>Pantoea agglomerans</i>	ADO
60766	<i>Pantoea agglomerans</i>	ADO
60767	<i>Pantoea agglomerans</i>	ADO
60771	<i>Enterobacter cloacae</i>	ORN, DUL
	<i>Klebsiella pneumoniae</i>	LYS, URE
60772	<i>Klebsiella pneumoniae</i>	LYS, CIT
60773	<i>Klebsiella pneumoniae</i>	LYS
	<i>Enterobacter cloacae</i>	ORN, DUL
61000	<i>Pantoea agglomerans</i>	ARA
61001	<i>Providencia alcalifaciens</i>	ADO, PA
	<i>Providencia stuartii</i>	PA
61002	<i>Morganella morganii</i>	ORN, PA
61003	<i>Providencia stuartii</i>	PA
	<i>Pantoea agglomerans</i>	ARA
61004	<i>Providencia rustigianii</i>	NONE
61005	<i>Providencia alcalifaciens</i>	ADO
	<i>Providencia stuartii</i>	NONE
61006	<i>Proteus vulgaris</i>	H ₂ S
	<i>Morganella morganii</i>	ORN

ENTEROBACTERIACEAE
ENTEROBACTERIACEAE

Codice numerico Code number	Microrganismo Microorganism	Test atipici Atypical tests
61007	<i>Proteus vulgaris</i>	H ₂ S
	<i>Providencia stuartii</i>	NONE
	<i>Providencia rettgeri</i>	ADO
61011	<i>Pantoea agglomerans</i>	ARA
61013	<i>Pantoea agglomerans</i>	ARA
61020	<i>Pantoea agglomerans</i>	ARA
61021	<i>Pantoea agglomerans</i>	ARA
61022	<i>Pantoea agglomerans</i>	ARA
61023	<i>Pantoea agglomerans</i>	ARA
61024	<i>Pantoea agglomerans</i>	ARA
61025	<i>Pantoea agglomerans</i>	ARA
61026	<i>Pantoea agglomerans</i>	ARA
61027	<i>Pantoea agglomerans</i>	ARA
61031	<i>Pantoea agglomerans</i>	ARA
61033	<i>Pantoea agglomerans</i>	ARA
61040	<i>Pantoea agglomerans</i>	ARA
61041	<i>Pantoea agglomerans</i>	ARA
	<i>Citrobacter amalonaticus</i>	ORN, ARA
61042	<i>Pantoea agglomerans</i>	ARA
61043	<i>Citrobacter amalonaticus</i>	ORN, ARA
	<i>Pantoea agglomerans</i>	ARA
61044	<i>Pantoea agglomerans</i>	ARA

ENTEROBACTERIACEAE
ENTEROBACTERIACEAE

Codice numerico Code number	Microrganismo Microorganism	Test atipici Atypical tests
61045	<i>Providencia alcalifaciens</i> <i>Providencia stuartii</i>	ADO, SOR SOR
61046	<i>Pantoea agglomerans</i>	ARA
61047	<i>Providencia stuartii</i>	SOR
61051	<i>Pantoea agglomerans</i>	ARA
61053	<i>Pantoea agglomerans</i>	ARA
61060	<i>Pantoea agglomerans</i>	ARA
61061	<i>Pantoea agglomerans</i>	ARA
61062	<i>Pantoea agglomerans</i>	ARA
61063	<i>Pantoea agglomerans</i>	ARA
61064	<i>Pantoea agglomerans</i>	ARA
61065	<i>Pantoea agglomerans</i>	ARA
61066	<i>Pantoea agglomerans</i>	ARA
61067	<i>Pantoea agglomerans</i>	ARA
61071	<i>Pantoea agglomerans</i>	ARA
61073	<i>Pantoea agglomerans</i>	ARA
61100	<i>Pantoea agglomerans</i> <i>Shighella flexneri</i>	NONE NONE
61101	<i>Pantoea agglomerans</i>	NONE
61102	<i>Pantoea agglomerans</i>	NONE
61103	<i>Pantoea agglomerans</i> <i>Citrobacter amalonaticus</i>	NONE ORN, SOR

ENTEROBACTERIACEAE
ENTEROBACTERIACEAE

Codice numerico Code number	Microrganismo Microorganism	Test atipici Atypical tests
61104	<i>Pantoea agglomerans</i>	NONE
61105	<i>Pantoea agglomerans</i> <i>Providencia alcalifaciens</i> <i>Providencia stuartii</i>	NONE ADO, ARA ARA
61106	<i>Pantoea agglomerans</i>	NONE
61107	<i>Pantoea agglomerans</i> <i>Providencia stuartii</i>	NONE ARA
61110	<i>Pantoea agglomerans</i>	NONE
61111	<i>Pantoea agglomerans</i>	NONE
61112	<i>Pantoea agglomerans</i>	NONE
61113	<i>Pantoea agglomerans</i> <i>Citrobacter freundii</i>	NONE IND, SOR
61120	<i>Pantoea agglomerans</i>	NONE
61121	<i>Pantoea agglomerans</i>	NONE
61122	<i>Pantoea agglomerans</i>	NONE
61123	<i>Pantoea agglomerans</i>	NONE
61124	<i>Pantoea agglomerans</i>	NONE
61125	<i>Pantoea agglomerans</i>	NONE
61126	<i>Pantoea agglomerans</i>	NONE
61127	<i>Pantoea agglomerans</i>	NONE
61130	<i>Pantoea agglomerans</i>	NONE
61131	<i>Pantoea agglomerans</i>	NONE
61132	<i>Pantoea agglomerans</i>	NONE

ENTEROBACTERIACEAE
ENTEROBACTERIACEAE

Codice numerico Code number	Microrganismo Microorganism	Test atipici Atypical tests
61133	<i>Pantoea agglomerans</i>	NONE
61140	<i>Escherichia coli</i> <i>Salmonella sp. serovar paratyphi A</i>	LYS, LAC ORN, IND
61141	<i>Citrobacter amalonaticus</i> <i>Pantoea agglomerans</i>	ORN NONE
61142	<i>Citrobacter amalonaticus</i> <i>Citrobacter freundii</i> <i>Pantoea agglomerans</i>	ORN, CIT IND, CIT NONE
61143	<i>Citrobacter amalonaticus</i> <i>Citrobacter freundii</i>	ORN IND
61144	<i>Pantoea agglomerans</i>	NONE
61145	<i>Pantoea agglomerans</i>	NONE
61146	<i>Pantoea agglomerans</i>	NONE
61147	<i>Pantoea agglomerans</i>	NONE
61150	<i>Escherichia coli</i> <i>Salmonella sp. serovar paratyphi A</i>	LYS, LAC ORN, IND
61151	<i>Citrobacter amalonaticus</i> <i>Pantoea agglomerans</i> <i>Citrobacter freundii</i>	ORN, DUL NONE IND
61152	<i>Pantoea agglomerans</i> <i>Citrobacter freundii</i>	NONE IND, CIT
61153	<i>Citrobacter amalonaticus</i> <i>Citrobacter freundii</i>	ORN, DUL IND
61160	<i>Pantoea agglomerans</i>	NONE
61161	<i>Pantoea agglomerans</i>	NONE
61162	<i>Pantoea agglomerans</i>	NONE

ENTEROBACTERIACEAE
ENTEROBACTERIACEAE

Codice numerico Code number	Microrganismo Microorganism	Test atipici Atypical tests
61163	<i>Pantoea agglomerans</i>	NONE
61164	<i>Pantoea agglomerans</i>	NONE
61165	<i>Pantoea agglomerans</i>	NONE
61166	<i>Pantoea agglomerans</i>	NONE
61167	<i>Pantoea agglomerans</i>	NONE
61170	<i>Pantoea agglomerans</i>	NONE
61171	<i>Pantoea agglomerans</i>	NONE
61172	<i>Pantoea agglomerans</i>	NONE
61173	<i>Pantoea agglomerans</i>	NONE
61200	<i>Pantoea agglomerans</i>	ARA
61201	<i>Pantoea agglomerans</i>	ARA
61202	<i>Pantoea agglomerans</i>	ARA
61203	<i>Pantoea agglomerans</i>	ARA
61204	<i>Pantoea agglomerans</i>	ARA
61205	<i>Providencia stuartii</i> <i>Providencia alcalifaciens</i>	LAC ADO, LAC
61206	<i>Pantoea agglomerans</i>	ARA
61207	<i>Providencia stuartii</i> <i>Pantoea agglomerans</i>	LAC ARA
61211	<i>Pantoea agglomerans</i>	ARA
61213	<i>Pantoea agglomerans</i>	ARA
61220	<i>Pantoea agglomerans</i>	ARA

ENTEROBACTERIACEAE
ENTEROBACTERIACEAE

Codice numerico Code number	Microrganismo Microorganism	Test atipici Atypical tests
61221	<i>Pantoea agglomerans</i>	ARA
61222	<i>Pantoea agglomerans</i>	ARA
61223	<i>Pantoea agglomerans</i>	ARA
61224	<i>Pantoea agglomerans</i>	ARA
61225	<i>Pantoea agglomerans</i>	ARA
61226	<i>Pantoea agglomerans</i>	ARA
61227	<i>Pantoea agglomerans</i>	ARA
61231	<i>Pantoea agglomerans</i>	ARA
61233	<i>Pantoea agglomerans</i>	ARA
61240	<i>Escherichia coli</i>	LYS, ARA
61241	<i>Citrobacter amalonaticus</i> <i>Pantoea agglomerans</i>	ORN, ARA ARA
61242	<i>Pantoea agglomerans</i>	ARA
61243	<i>Citrobacter amalonaticus</i>	ORN, ARA
61244	<i>Pantoea agglomerans</i>	ARA
61245	<i>Pantoea agglomerans</i>	ARA
61246	<i>Pantoea agglomerans</i>	ARA
61247	<i>Pantoea agglomerans</i>	ARA
61250	<i>Escherichia coli</i>	LYS, ARA
61251	<i>Pantoea agglomerans</i>	ARA
61253	<i>Pantoea agglomerans</i>	ARA

ENTEROBACTERIACEAE
ENTEROBACTERIACEAE

Codice numerico Code number	Microrganismo Microorganism	Test atipici Atypical tests
61260	<i>Pantoea agglomerans</i>	ARA
61261	<i>Pantoea agglomerans</i>	ARA
61262	<i>Pantoea agglomerans</i>	ARA
61263	<i>Pantoea agglomerans</i>	ARA
61264	<i>Pantoea agglomerans</i>	ARA
61265	<i>Pantoea agglomerans</i>	ARA
61266	<i>Pantoea agglomerans</i>	ARA
61267	<i>Pantoea agglomerans</i>	ARA
61271	<i>Pantoea agglomerans</i>	ARA
61273	<i>Pantoea agglomerans</i>	ARA
61300	<i>Escherichia coli</i>	LYS, SOR
	<i>Pantoea agglomerans</i>	NONE
61301	<i>Pantoea agglomerans</i>	NONE
61302	<i>Pantoea agglomerans</i>	NONE
61303	<i>Pantoea agglomerans</i>	NONE
	<i>Citrobacter amalonaticus</i>	ORN, SOR
61304	<i>Pantoea agglomerans</i>	NONE
61305	<i>Pantoea agglomerans</i>	NONE
61306	<i>Pantoea agglomerans</i>	NONE
61307	<i>Pantoea agglomerans</i>	NONE
61310	<i>Escherichia coli</i>	LYS, SOR
61311	<i>Pantoea agglomerans</i>	NONE

ENTEROBACTERIACEAE
ENTEROBACTERIACEAE

Codice numerico Code number	Microorganismo Microorganism	Test atipici Atypical tests
61312	<i>Pantoea agglomerans</i>	NONE
61313	<i>Pantoea agglomerans</i> <i>Citrobacter freundii</i>	NONE IND, SOR
61320	<i>Pantoea agglomerans</i>	NONE
61321	<i>Enterobacter sakazakii</i> <i>Pantoea agglomerans</i>	ORN, IND NONE
61322	<i>Pantoea agglomerans</i>	NONE
61323	<i>Pantoea agglomerans</i>	NONE
61324	<i>Pantoea agglomerans</i>	NONE
61325	<i>Pantoea agglomerans</i>	NONE
61326	<i>Pantoea agglomerans</i>	NONE
61327	<i>Pantoea agglomerans</i>	NONE
61330	<i>Pantoea agglomerans</i>	NONE
61331	<i>Pantoea agglomerans</i>	NONE
61332	<i>Pantoea agglomerans</i>	NONE
61333	<i>Pantoea agglomerans</i>	NONE
61340	<i>Escherichia coli</i>	LYS
61341	<i>Citrobacter amalonaticus</i> <i>Pantoea agglomerans</i>	ORN NONE
61342	<i>Citrobacter amalonaticus</i> <i>Citrobacter freundii</i>	ORN, CIT IND, CIT
61343	<i>Citrobacter amalonaticus</i>	ORN
61344	<i>Pantoea agglomerans</i>	NONE

ENTEROBACTERIACEAE
ENTEROBACTERIACEAE

Codice numerico Code number	Microorganismo Microorganism	Test atipici Atypical tests
61345	<i>Pantoea agglomerans</i>	NONE
61346	<i>Pantoea agglomerans</i>	NONE
61347	<i>Pantoea agglomerans</i>	NONE
61350	<i>Escherichia coli</i>	LYS
61351	<i>Citrobacter amalonaticus</i>	ORN
	<i>Citrobacter freundii</i>	IND
	<i>Pantoea agglomerans</i>	NONE
61352	<i>Citrobacter freundii</i>	IND, CIT
	<i>Escherichia coli</i>	LYS, URE
	<i>Pantoea agglomerans</i>	NONE
61353	<i>Citrobacter freundii</i>	IND
	<i>Citrobacter amalonaticus</i>	ORN
61360	<i>Pantoea agglomerans</i>	NONE
61361	<i>Pantoea agglomerans</i>	NONE
61362	<i>Pantoea agglomerans</i>	NONE
61363	<i>Klebsiella oxytoca</i>	LYS, ADO
	<i>Pantoea agglomerans</i>	NONE
61364	<i>Pantoea agglomerans</i>	NONE
61365	<i>Pantoea agglomerans</i>	NONE
61366	<i>Pantoea agglomerans</i>	NONE
61367	<i>Pantoea agglomerans</i>	NONE
61370	<i>Pantoea agglomerans</i>	NONE
61371	<i>Pantoea agglomerans</i>	NONE
61372	<i>Pantoea agglomerans</i>	NONE

ENTEROBACTERIACEAE
ENTEROBACTERIACEAE

Codice numerico Code number	Microrganismo Microorganism	Test atipici Atypical tests
61373	<i>Klebsiella oxytoca</i>	LYS, ADO
	<i>Pantoea agglomerans</i>	DUL
61400	<i>Providencia alcalifaciens</i>	PA, CIT
61401	<i>Providencia alcalifaciens</i>	PA
61403	<i>Providencia rettgeri</i>	PA
61404	<i>Providencia alcalifaciens</i>	CIT
61405	<i>Providencia alcalifaciens</i>	NONE
61406	<i>Providencia rettgeri</i>	GAS, CIT
61407	<i>Providencia rettgeri</i>	GAS
61421	<i>Pantoea agglomerans</i>	ADO, ARA
61423	<i>Pantoea agglomerans</i>	ADO, ARA
61425	<i>Pantoea agglomerans</i>	ADO, ARA
61427	<i>Pantoea agglomerans</i>	ADO, ARA
61441	<i>Providencia alcalifaciens</i>	SOR, PA
61443	<i>Citrobacter koseri</i>	ORN, ARA
61444	<i>Providencia alcalifaciens</i>	SOR, CIT
61445	<i>Providencia alcalifaciens</i>	SOR
61447	<i>Pantoea agglomerans</i>	ADA, ARA
61453	<i>Citrobacter koseri</i>	ORN, ARA
61461	<i>Pantoea agglomerans</i>	ADO, ARA
61463	<i>Pantoea agglomerans</i>	ADO, ARA

ENTEROBACTERIACEAE
ENTEROBACTERIACEAE

Codice numerico Code number	Microorganismo Microorganism	Test atipici Atypical tests
61465	<i>Pantoea agglomerans</i>	ADO, ARA
61467	<i>Pantoea agglomerans</i>	ADO, ARA
61500	<i>Pantoea agglomerans</i>	ADO
61501	<i>Pantoea agglomerans</i> <i>Providencia alcalifaciens</i>	ADO ARA, PA
61502	<i>Pantoea agglomerans</i>	ADO
61503	<i>Pantoea agglomerans</i> <i>Citrobacter koseri</i>	ADO ORN, SOR
61504	<i>Providencia alcalifaciens</i>	ARA, CIT
61505	<i>Providencia alcalifaciens</i>	ARA
61506	<i>Pantoea agglomerans</i>	ADO
61507	<i>Pantoea agglomerans</i>	ADO
61510	<i>Pantoea agglomerans</i>	ADO
61511	<i>Pantoea agglomerans</i>	ADO
61513	<i>Citrobacter koseri</i> <i>Pantoea agglomerans</i>	ORN, SOR ADO
61520	<i>Pantoea agglomerans</i>	ADO
61521	<i>Pantoea agglomerans</i>	ADO
61522	<i>Pantoea agglomerans</i>	ADO
61523	<i>Pantoea agglomerans</i>	ADO
61524	<i>Pantoea agglomerans</i>	ADO
61525	<i>Pantoea agglomerans</i>	ADO
61526	<i>Pantoea agglomerans</i>	ADO

ENTEROBACTERIACEAE
ENTEROBACTERIACEAE

Codice numerico Code number	Microorganismo Microorganism	Test atipici Atypical tests
61527	<i>Pantoea agglomerans</i>	ADO
61531	<i>Pantoea agglomerans</i>	ADO
61533	<i>Pantoea agglomerans</i>	ADO
61540	<i>Pantoea agglomerans</i>	ADO
61541	<i>Citrobacter koseri</i> <i>Pantoea agglomerans</i>	ORN, URE ADO
61542	<i>Pantoea agglomerans</i> <i>Citrobacter koseri</i>	ADO ORN, CIT
61543	<i>Citrobacter koseri</i>	ORN
61544	<i>Pantoea agglomerans</i>	ADO
61545	<i>Providencia alcalifaciens</i> <i>Pantoea agglomerans</i>	ARA, SOR ADO
61546	<i>Pantoea agglomerans</i>	ADO
61547	<i>Pantoea agglomerans</i>	ADO
61551	<i>Citrobacter koseri</i>	ORN, URE
61552	<i>Citrobacter koseri</i>	ORN, CIT
61553	<i>Citrobacter koseri</i>	ORN
61560	<i>Pantoea agglomerans</i>	ADO
61561	<i>Pantoea agglomerans</i>	ADO
61562	<i>Pantoea agglomerans</i>	ADO
61563	<i>Klebsiella oxytoca</i> <i>Pantoea agglomerans</i>	LYS, LAC ADO
61564	<i>Pantoea agglomerans</i>	ADO

ENTEROBACTERIACEAE
ENTEROBACTERIACEAE

Codice numerico Code number	Microrganismo Microorganism	Test atipici Atypical tests
61565	<i>Pantoea agglomerans</i>	ADO
61566	<i>Pantoea agglomerans</i>	ADO
61567	<i>Pantoea agglomerans</i>	ADO
61571	<i>Pantoea agglomerans</i>	ADO
61573	<i>Klebsiella oxytoca</i> <i>Pantoea agglomerans</i>	LYS, LAC ADO
61601	<i>Providencia alcalifaciens</i>	LAC, PA
61603	<i>Pantoea agglomerans</i>	ADO, ARA
61604	<i>Providencia alcalifaciens</i>	LAC, CIT
61605	<i>Providencia alcalifaciens</i>	LAC
61607	<i>Providencia rettgeri</i>	GAS, LAC
61621	<i>Pantoea agglomerans</i>	ADO, ARA
61623	<i>Pantoea agglomerans</i>	ADO, ARA
61625	<i>Pantoea agglomerans</i>	ADO, ARA
61627	<i>Pantoea agglomerans</i>	ADO, ARA
61641	<i>Pantoea agglomerans</i>	ADO, ARA
61643	<i>Citrobacter koseri</i>	ORN, ARA
61645	<i>Providencia alcalifaciens</i>	LAC, SOR
61647	<i>Pantoea agglomerans</i>	ADO, ARA
61653	<i>Citrobacter koseri</i>	ORN, ARA
61661	<i>Pantoea agglomerans</i>	ADO, ARA

ENTEROBACTERIACEAE
ENTEROBACTERIACEAE

Codice numerico Code number	Microorganismo Microorganism	Test atipici Atypical tests
61663	<i>Klebsiella oxytoca</i>	LYS, ARA
61665	<i>Pantoea agglomerans</i>	ADO, ARA
61667	<i>Pantoea agglomerans</i>	ADO, ARA
61673	<i>Klebsiella oxytoca</i>	LYS, ARA
61700	<i>Pantoea agglomerans</i>	ADO
61701	<i>Serratia rubidaea</i> <i>Pantoea agglomerans</i>	IND, VP ADO
61702	<i>Pantoea agglomerans</i>	ADO
61703	<i>Pantoea agglomerans</i> <i>Citrobacter Koseri</i>	ADO ORN, SOR
61704	<i>Pantoea agglomerans</i>	ADO
61705	<i>Pantoea agglomerans</i> <i>Providencia alcalifaciens</i>	ADO LAC, ARA
61706	<i>Pantoea agglomerans</i>	ADO
61707	<i>Pantoea agglomerans</i>	ADO
61710	<i>Escherichia adecarboxylata</i>	NONE
61711	<i>Pantoea agglomerans</i>	ADO
61713	<i>Citrobacter koseri</i> <i>Pantoea agglomerans</i>	ORN, SOR ADO
61720	<i>Serratia rubidaea</i> <i>Pantoea agglomerans</i>	IND, CIT ADO
61721	<i>Serratia rubidaea</i> <i>Pantoea agglomerans</i>	IND ADO
61722	<i>Pantoea agglomerans</i>	ADO

ENTEROBACTERIACEAE
ENTEROBACTERIACEAE

Codice numerico Code number	Microrganismo Microorganism	Test atipici Atypical tests
61723	<i>Klebsiella oxytoca</i> <i>Pantoea agglomerans</i> <i>Serratia rubidaea</i>	LYS, SOR ADO IND, URE
61724	<i>Pantoea agglomerans</i>	ADO
61725	<i>Pantoea agglomerans</i>	ADO
61726	<i>Pantoea agglomerans</i>	ADO
61727	<i>Pantoea agglomerans</i>	ADO
61731	<i>Pantoea agglomerans</i>	ADO
61733	<i>Klebsiella oxytoca</i> <i>Pantoea agglomerans</i>	LYS, SOR ADO
61740	<i>Escherichia coli</i>	LYS, ADO
61741	<i>Citrobacter koseri</i> <i>Pantoea agglomerans</i>	ORN, URE ADO
61742	<i>Pantoea agglomerans</i> <i>Citrobacter koseri</i>	ADO ORN, CIT
61743	<i>Klebsiella oxytoca</i> <i>Citrobacter koseri</i>	LYS, VP ORN
61744	<i>Pantoea agglomerans</i>	ADO
61745	<i>Pantoea agglomerans</i>	ADO
61746	<i>Pantoea agglomerans</i>	ADO
61747	<i>Pantoea agglomerans</i>	ADO
61750	<i>Escherichia coli</i>	LYS, ADO
61751	<i>Citrobacter koseri</i>	ORN, URE
61752	<i>Citrobacter koseri</i>	ORN, CIT

ENTEROBACTERIACEAE
ENTEROBACTERIACEAE

Codice numerico Code number	Microorganismo Microorganism	Test atipici Atypical tests
61753	<i>Citrobacter koseri</i> <i>Klebsiella oxytoca</i>	ORN LYS, VP
61760	<i>Pantoea agglomerans</i>	ADO
61761	<i>Klebsiella oxytoca</i> <i>Serratia rubidaea</i>	LYS, URE IND, SOR
61762	<i>Klebsiella oxytoca</i>	LYS, CIT
61763	<i>Klebsiella oxytoca</i>	LYS
61764	<i>Pantoea agglomerans</i>	ADO
61765	<i>Pantoea agglomerans</i>	ADO
61766	<i>Pantoea agglomerans</i>	ADO
61767	<i>Pantoea agglomerans</i>	ADO
61771	<i>Klebsiella oxytoca</i>	LYS, URE
61772	<i>Klebsiella oxytoca</i>	LYS, CIT
61773	<i>Klebsiella oxytoca</i>	LYS
62000	<i>Escherichia coli</i>	IND, ARA
62002	<i>Proteus mirabilis</i>	ORN, PA
62003	<i>Proteus mirabilis</i>	ORN, PA
62004	<i>Proteus vulgaris</i>	IND, URE
62005	<i>Proteus vulgaris</i> <i>Proteus mirabilis</i>	IND, URE ORN, URE
62006	<i>Proteus penneri</i> <i>Proteus vulgaris</i>	H ₂ S IND

ENTEROBACTERIACEAE
ENTEROBACTERIACEAE

Codice numerico Code number	Microorganismo Microorganism	Test atipici Atypical tests
62007	<i>Proteus vulgaris</i>	IND
	<i>Proteus mirabilis</i>	ORN
62022	<i>Proteus mirabilis</i>	ORN, PA
62023	<i>Proteus mirabilis</i>	ORN, PA
62024	<i>Proteus mirabilis</i>	ORN, URE
62025	<i>Proteus mirabilis</i>	ORN, URE
62026	<i>Proteus mirabilis</i>	ORN
62027	<i>Proteus mirabilis</i>	ORN
62100	<i>Citrobacter freundii</i>	SOR, CIT
	<i>Escherichia coli</i>	IND
62101	<i>Citrobacter freundii</i>	SOR
62102	<i>Citrobacter freundii</i>	SOR, CIT
62103	<i>Citrobacter freundii</i>	SOR
62110	<i>Citrobacter freundii</i>	SOR, CIT
62111	<i>Citrobacter freundii</i>	SOR
62112	<i>Citrobacter freundii</i>	SOR, CIT
62113	<i>Citrobacter freundii</i>	SOR
62140	<i>Citrobacter freundii</i>	CIT
	<i>Salmonella sp. serovar paratyphi A</i>	ORN, H ₂ S
62141	<i>Citrobacter freundii</i>	NONE
62142	<i>Citrobacter freundii</i>	CIT
62143	<i>Citrobacter freundii</i>	NONE

ENTEROBACTERIACEAE
ENTEROBACTERIACEAE

Codice numerico Code number	Microorganismo Microorganism	Test atipici Atypical tests
62150	<i>Citrobacter freundii</i> <i>Salmonella sp.serovar paratyphi A</i>	CIT ORN, H ₂ S
62151	<i>Citrobacter freundii</i> <i>Salmonella sp.subsp.choleraesuis</i>	NONE LYS, ORN
62152	<i>Citrobacter freundii</i>	CIT
62153	<i>Citrobacter freundii</i>	NONE
62206	<i>Proteus mirabilis</i>	ORN, LAC
62207	<i>Proteus mirabilis</i>	ORN, LAC
62226	<i>Proteus mirabilis</i>	ORN, LAC
62227	<i>Proteus mirabilis</i>	ORN, LAC
62300	<i>Citrobacter freundii</i>	SOR, CIT
62301	<i>Citrobacter freundii</i>	SOR
62302	<i>Citrobacter freundii</i>	SOR, CIT
62303	<i>Citrobacter freundii</i>	SOR
62310	<i>Citrobacter freundii</i>	SOR, CIT
62311	<i>Citrobacter freundii</i>	SOR
62312	<i>Citrobacter freundii</i>	SOR, CIT
62313	<i>Citrobacter freundii</i>	SOR
62340	<i>Citrobacter freundii</i>	CIT
62341	<i>Citrobacter freundii</i>	NONE
62342	<i>Citrobacter freundii</i>	CIT
62343	<i>Citrobacter freundii</i>	NONE

ENTEROBACTERIACEAE
ENTEROBACTERIACEAE

Codice numerico Code number	Microorganismo Microorganism	Test atipici Atypical tests
62350	<i>Citrobacter freundii</i>	CIT
62351	<i>Citrobacter freundii</i>	NONE
62352	<i>Citrobacter freundii</i>	CIT
62353	<i>Citrobacter freundii</i>	NONE
63004	<i>Proteus vulgaris</i>	URE
63005	<i>Proteus vulgaris</i>	URE
63006	<i>Proteus vulgaris</i>	NONE
63007	<i>Proteus vulgaris</i>	NONE
63023	<i>Proteus vulgaris</i>	VP, PA
63026	<i>Proteus mirabilis</i>	ORN, IND
63027	<i>Proteus mirabilis</i>	ORN, IND
63101	<i>Citrobacter freundii</i>	IND, SOR
63103	<i>Citrobacter freundii</i>	IND, SOR
63111	<i>Citrobacter freundii</i>	IND, SOR
63113	<i>Citrobacter freundii</i>	IND, SOR
63140	<i>Citrobacter freundii</i>	IND, CIT
63141	<i>Citrobacter freundii</i>	IND
63142	<i>Citrobacter freundii</i>	IND, CIT
63143	<i>Citrobacter freundii</i>	IND
63150	<i>Citrobacter freundii</i>	IND, CIT
63151	<i>Citrobacter freundii</i>	IND

ENTEROBACTERIACEAE
ENTEROBACTERIACEAE

Codice numerico Code number	Microorganismo Microorganism	Test atipici Atypical tests
63152	<i>Citrobacter freundii</i>	IND, CIT
63153	<i>Citrobacter freundii</i>	IND
63301	<i>Citrobacter freundii</i>	IND, SOR
63303	<i>Citrobacter freundii</i>	IND, SOR
63311	<i>Citrobacter freundii</i>	IND, SOR
63313	<i>Citrobacter freundii</i>	IND, SOR
63340	<i>Escherichia coli</i>	LYS, H ₂ S
63341	<i>Citrobacter freundii</i>	IND
63342	<i>Citrobacter freundii</i>	IND, CIT
63343	<i>Citrobacter freundii</i>	IND
63350	<i>Escherichia coli</i>	LYS, H ₂ S
63351	<i>Citrobacter freundii</i>	IND
63352	<i>Citrobacter freundii</i>	IND, CIT
63353	<i>Citrobacter freundii</i>	IND
64000	<i>Salmonella sp. serovar choleraesuis</i>	LYS, SOR
64001	<i>Cedecea davisae</i>	NONE
64002	<i>Morganella morganii</i> <i>Proteus mirabilis</i>	IND, PA H ₂ S, PA
64003	<i>Proteus mirabilis</i>	H ₂ S, PA
64004	<i>Proteus mirabilis</i>	H ₂ S, URE
64005	<i>Proteus mirabilis</i>	H ₂ S, URE

ENTEROBACTERIACEAE
ENTEROBACTERIACEAE

Codice numerico Code number	Microorganismo Microorganism	Test atipici Atypical tests
64006	<i>Proteus mirabilis</i>	H ₂ S
	<i>Morganella morganii</i>	IND
64007	<i>Proteus mirabilis</i>	H ₂ S
64020	<i>Cedecea davisae</i>	CIT
64021	<i>Cedecea davisae</i>	NONE
64022	<i>Proteus mirabilis</i>	H ₂ S, PA
64023	<i>Enterobacter cloacae</i>	ARA, SOR
	<i>Proteus mirabilis</i>	H ₂ S, PA
	<i>Serratia marcescens</i>	LYS, SOR
64024	<i>Proteus mirabilis</i>	H ₂ S, URE
64025	<i>Proteus mirabilis</i>	H ₂ S, URE
64026	<i>Proteus mirabilis</i>	H ₂ S
64027	<i>Proteus mirabilis</i>	H ₂ S
64040	<i>Salmonella sp.serovar choleraesuis</i>	LYS
64041	<i>Serratia liquefaciens</i>	ARA
64043	<i>Serratia liquefaciens</i>	ARA, URE
	<i>Citrobacter amalonaticus</i>	IND, ARA
64045	<i>Serratia liquefaciens</i>	ARA, PA
64050	<i>Salmonella sp.serovar choleraesuis</i>	LYS, DUL
64060	<i>Serratia liquefaciens</i>	ARA, CIT
64061	<i>Serratia liquefaciens</i>	ARA
	<i>Serratia marcescens</i>	LYS
64062	<i>Enterobacter cloacae</i>	ARA, CIT
	<i>Serratia marcescens</i>	LYS, CIT

ENTEROBACTERIACEAE
ENTEROBACTERIACEAE

Codice numerico Code number	Microorganismo Microorganism	Test atipici Atypical tests
64063	<i>Enterobacter cloacae</i>	ARA
	<i>Serratia marcescens</i>	LYS
	<i>Serratia liquefaciens</i>	ARA, URE
64065	<i>Serratia liquefaciens</i>	ARA, PA
64071	<i>Enterobacter cloacae</i>	ARA, DUL
64073	<i>Enterobacter cloacae</i>	ARA, DUL
64100	<i>Hafnia alvei</i>	LYS
	<i>Serratia liquefaciens</i>	SOR, CIT
64101	<i>Serratia liquefaciens</i>	SOR
	<i>Enterobacter sakazakii</i>	LAC, VP
64102	<i>Enterobacter gergoviae</i>	VP, CIT
	<i>Hafnia alvei</i>	LYS, URE
64103	<i>Enterobacter gergoviae</i>	VP
	<i>Citrobacter freundii</i>	SOR
64105	<i>Serratia liquefaciens</i>	SOR, PA
64110	<i>Hafnia alvei</i>	LYS, DUL
64111	<i>Citrobacter freundii</i>	SOR
64112	<i>Citrobacter freundii</i>	SOR, CIT
64113	<i>Citrobacter freundii</i>	SOR
64120	<i>Hafnia alvei</i>	LYS
	<i>Enterobacter sakazakii</i>	LAC, CIT
64121	<i>Enterobacter cancerogenus</i>	NONE
	<i>Enterobacter amnigenus</i>	NONE
64122	<i>Enterobacter gergoviae</i>	CIT

ENTEROBACTERIACEAE
ENTEROBACTERIACEAE

Codice numerico Code number	Microorganismo Microorganism	Test atipici Atypical tests
64123	<i>Enterobacter gergoviae</i>	LYS
	<i>Enterobacter cancerogenus</i>	URE
64125	<i>Serratia liquefaciens</i>	SOR, PA
64130	<i>Hafnia alvei</i>	LYS, DUL
64131	<i>Enterobacter cancerogenus</i>	URE
	<i>Enterobacter amnigenus</i>	DUL
64133	<i>Enterobacter cloacae</i>	SOR, DUL
64140	<i>Salmonella sp.serovar paratyphi A</i>	NONE
	<i>Serratia liquefaciens</i>	CIT
	<i>Citrobacter freundii</i>	CIT
64141	<i>Serratia liquefaciens</i>	NONE
	<i>Citrobacter freundii</i>	NONE
64142	<i>Serratia liquefaciens</i>	CIT
	<i>Citrobacter amalonaticus</i>	IND, CIT
	<i>Citrobacter freundii</i>	CIT
64143	<i>Serratia liquefaciens</i>	NONE
	<i>Citrobacter amalonaticus</i>	IND
	<i>Citrobacter freundii</i>	NONE
64144	<i>Serratia liquefaciens</i>	PA, CIT
64145	<i>Serratia liquefaciens</i>	PA
64147	<i>Serratia liquefaciens</i>	PA, URE
64150	<i>Salmonella sp.serovar paratyphi A</i>	NONE
	<i>Citrobacter freundii</i>	CIT
64151	<i>Salmonella sp.subsp.choleraesuis</i>	NONE
	<i>Citrobacter freundii</i>	NONE
64152	<i>Citrobacter freundii</i>	CIT

ENTEROBACTERIACEAE
ENTEROBACTERIACEAE

Codice numerico Code number	Microrganismo Microorganism	Test atipici Atypical tests
64153	<i>Citrobacter freundii</i>	NONE
	<i>Citrobacter amalonaticus</i>	IND
64160	<i>Serratia liquefaciens</i>	CIT
64161	<i>Serratia liquefaciens</i>	LYS
	<i>Enterobacter cloacae</i>	NONE
	<i>Enterobacter amnigenus</i>	NONE
64162	<i>Enterobacter cloacae</i>	CIT
	<i>Serratia liquefaciens</i>	URE, CIT
64163	<i>Enterobacter cloacae</i>	NONE
64164	<i>Serratia liquefaciens</i>	PA, CIT
64165	<i>Serratia liquefaciens</i>	PA
64167	<i>Serratia liquefaciens</i>	PA, URE
64170	<i>Enterobacter cloacae</i>	DUL, CIT
64171	<i>Enterobacter cloacae</i>	DUL
64172	<i>Enterobacter cloacae</i>	DUL, CIT
64173	<i>Enterobacter cloacae</i>	DUL
64201	<i>Cedecea davisae</i>	LAC
	<i>Buttiauxella agrestis</i>	ARA
64206	<i>Proteus mirabilis</i>	H ₂ S, LAC
64207	<i>Proteus mirabilis</i>	H ₂ S, LAC
64221	<i>Cedecea davisae</i>	LAC, ORN
	<i>Cedecea lapagei</i>	ORN
64223	<i>Enterobacter cloacae</i>	ARA, SOR
64226	<i>Proteus mirabilis</i>	H ₂ S, LAC

ENTEROBACTERIACEAE
ENTEROBACTERIACEAE

Codice numerico Code number	Microorganismo Microorganism	Test atipici Atypical tests
64227	<i>Proteus mirabilis</i>	H ₂ S, LAC
64241	<i>Serratia liquefaciens</i>	LAC, ARA
64243	<i>Citrobacter amalonaticus</i>	IND, ARA
64260	<i>Enterobacter cloacae</i>	ARA, CIT
64261	<i>Enterobacter cloacae</i> <i>Serratia liquefaciens</i>	ARA LAC, ARA
64262	<i>Enterobacter cloacae</i>	ARA, CIT
64263	<i>Enterobacter cloacae</i>	ARA
64271	<i>Enterobacter cloacae</i>	ARA, DUL
64273	<i>Enterobacter cloacae</i>	ARA, DUL
64300	<i>Citrobacter freundii</i> <i>Enterobacter sakazakii</i>	SOR VP, CIT
64301	<i>Buttiauxella agrestis</i>	NONE
64302	<i>Citrobacter freundii</i>	SOR
64303	<i>Citrobacter freundii</i> <i>Enterobacter gergoviae</i>	SOR VP
64310	<i>Citrobacter freundii</i>	SOR
64311	<i>Enterobacter sakazakii</i> <i>Citrobacter freundii</i>	VP, DUL SOR
64312	<i>Citrobacter freundii</i>	SOR
64313	<i>Citrobacter freundii</i>	SOR
64320	<i>Enterobacter sakazakii</i>	CIT
64321	<i>Enterobacter sakazakii</i>	NONE

ENTEROBACTERIACEAE
ENTEROBACTERIACEAE

Codice numerico Code number	Microorganismo Microorganism	Test atipici Atypical tests
64322	<i>Enterobacter gergoviae</i>	CIT
64323	<i>Enterobacter gergoviae</i> <i>Enterobacter cloacae</i>	NONE SOR
64330	<i>Enterobacter sakazakii</i>	DUL, CIT
64331	<i>Enterobacter sakazakii</i>	DUL
64333	<i>Enterobacter cloacae</i>	SOR, DUL
64340	<i>Citrobacter freundii</i> <i>Salmonella sp.serovar paratyphi A</i> <i>Serratia liquefaciens</i> <i>Escherichia coli</i>	NONE LAC LAC, CIT LYS, IND
64341	<i>Serratia liquefaciens</i> <i>Citrobacter freundii</i>	LAC NONE
64342	<i>Citrobacter freundii</i>	NONE
64343	<i>Citrobacter freundii</i> <i>Citrobacter amalonaticus</i>	NONE IND
64345	<i>Serratia liquefaciens</i>	LAC, PA
64350	<i>Salmonella sp.serovar paratyphi A</i> <i>Citrobacter freundii</i>	LAC NONE
64351	<i>Citrobacter freundii</i>	NONE
64352	<i>Citrobacter freundii</i>	NONE
64353	<i>Citrobacter freundii</i>	NONE
64360	<i>Enterobacter cloacae</i> <i>Serratia liquefaciens</i>	CIT LAC, CIT
64361	<i>Enterobacter cloacae</i> <i>Serratia liquefaciens</i>	NONE LAC

ENTEROBACTERIACEAE
ENTEROBACTERIACEAE

Codice numerico Code number	Microorganismo Microorganism	Test atipici Atypical tests
64362	<i>Enterobacter cloacae</i>	CIT
64363	<i>Enterobacter cloacae</i>	NONE
64365	<i>Serratia liquefaciens</i>	LAC, PA
64370	<i>Enterobacter intermedium</i>	NONE
64371	<i>Enterobacter cloacae</i>	DUL
64372	<i>Enterobacter cloacae</i>	DUL, CIT
64373	<i>Enterobacter cloacae</i>	DUL
64405	<i>Providencia alcalifaciens</i>	ORN, IND
64421	<i>Serratia marcescens</i>	LYS, SOR
	<i>Enterobacter cloacae</i>	ARA, SOR
64423	<i>Enterobacter cloacae</i>	ARA, SOR
	<i>Serratia marcescens</i>	LYS, SOR
64441	<i>Serratia liquefaciens</i>	ADO, ARA
64443	<i>Serratia marcescens</i>	LYS, VP
64460	<i>Serratia marcescens</i>	LYS, CIT
64461	<i>Serratia marcescens</i>	LYS
	<i>Serratia liquefaciens</i>	ADO, ARA
64462	<i>Serratia marcescens</i>	LYS, CIT
	<i>Enterobacter cloacae</i>	ARA, CIT
64463	<i>Serratia marcescens</i>	LYS
	<i>Enterobacter cloacae</i>	ARA
64471	<i>Enterobacter cloacae</i>	ARA, DUL
64473	<i>Enterobacter cloacae</i>	ARA, DUL
64500	<i>Klebsiella ozaenae</i>	ORN

ENTEROBACTERIACEAE
ENTEROBACTERIACEAE

Codice numerico Code number	Microrganismo Microorganism	Test atipici Atypical tests
64501	<i>Klebsiella ozaenae</i> <i>Serratia liquefaciens</i>	ORN ADO, SOR
64502	<i>Klebsiella ozaenae</i>	ORN, URE
64503	<i>Klebsiella ozaenae</i>	ORN, URE
64520	<i>Enterobacter cloacae</i>	SOR, CIT
64521	<i>Enterobacter cloacae</i> <i>Serratia liquefaciens</i>	SOR ADO, SOR
64522	<i>Enterobacter cloacae</i>	SOR, CIT
64523	<i>Enterobacter cloacae</i>	SOR
64531	<i>Enterobacter cloacae</i>	SOR, DUL
64533	<i>Enterobacter cloacae</i>	SOR, DUL
64540	<i>Klebsiella ozaenae</i>	ORN
64541	<i>Serratia liquefaciens</i> <i>Klebsiella ozaenae</i>	ADO ORN
64542	<i>Klebsiella ozaenae</i>	ORN, URE
64543	<i>Klebsiella ozaenae</i> <i>Serratia liquefaciens</i>	ORN, URE ADO, URE
64545	<i>Serratia liquefaciens</i>	ADO, PA
64560	<i>Serratia liquefaciens</i> <i>Enterobacter cloacae</i>	ADO, CIT CIT
64561	<i>Enterobacter cloacae</i> <i>Serratia liquefaciens</i>	NONE ADO
64562	<i>Enterobacter cloacae</i>	CIT
64563	<i>Enterobacter cloacae</i>	NONE

ENTEROBACTERIACEAE
ENTEROBACTERIACEAE

Codice numerico Code number	Microrganismo Microorganism	Test atipici Atypical tests
64565	<i>Serratia liquefaciens</i>	ADO, PA
64570	<i>Enterobacter cloacae</i>	DUL, CIT
64571	<i>Enterobacter cloacae</i>	DUL
64572	<i>Enterobacter cloacae</i>	DUL, CIT
64573	<i>Enterobacter cloacae</i>	DUL
64621	<i>Enterobacter cloacae</i>	ARA, SOR
64623	<i>Enterobacter cloacae</i>	ARA, SOR
64660	<i>Enterobacter cloacae</i>	ARA, CIT
64661	<i>Enterobacter cloacae</i>	ARA
64662	<i>Enterobacter cloacae</i>	ARA, CIT
64663	<i>Enterobacter cloacae</i>	ARA
64671	<i>Enterobacter cloacae</i>	ARA, DUL
64673	<i>Enterobacter cloacae</i>	ARA, DUL
64700	<i>Klebsiella ozaenae</i>	ORN
64701	<i>Klebsiella ozaenae</i>	ORN
64702	<i>Klebsiella ozaenae</i>	ORN, URE
64703	<i>Klebsiella ozaenae</i>	ORN, URE
64720	<i>Enterobacter cloacae</i>	SOR, CIT
64721	<i>Enterobacter cloacae</i>	SOR
64722	<i>Enterobacter cloacae</i>	SOR, CIT
64723	<i>Enterobacter cloacae</i>	SOR

ENTEROBACTERIACEAE
ENTEROBACTERIACEAE

Codice numerico Code number	Microrganismo Microorganism	Test atipici Atypical tests
64731	<i>Enterobacter cloacae</i>	SOR, DUL
64733	<i>Enterobacter cloacae</i>	SOR, DUL
64740	<i>Klebsiella ozaenae</i>	ORN
64741	<i>Serratia liquefaciens</i> <i>Klebsiella ozaenae</i>	ADO, LAC ORN
64742	<i>Klebsiella ozaenae</i>	ORN, URE
64743	<i>Klebsiella ozaenae</i>	ORN, URE
64760	<i>Enterobacter aerogenes</i> <i>Enterobacter cloacae</i>	LYS, CIT CIT
64761	<i>Enterobacter aerogenes</i> <i>Enterobacter cloacae</i>	NONE LYS
64762	<i>Enterobacter cloacae</i>	CIT
64763	<i>Enterobacter cloacae</i>	NONE
64770	<i>Enterobacter cloacae</i>	DUL, CIT
64771	<i>Enterobacter cloacae</i>	DUL
64772	<i>Enterobacter cloacae</i>	DUL, CIT
64773	<i>Enterobacter cloacae</i>	DUL
65000	<i>Morganella morganii</i>	PA, URE
65001	<i>Citrobacter amalonaticus</i>	ARA, SOR
65002	<i>Morganella morganii</i>	PA
65003	<i>Morganella morganii</i> <i>Citrobacter amalonaticus</i>	PA, CIT ARA, SOR
65004	<i>Morganella morganii</i>	URE

ENTEROBACTERIACEAE
ENTEROBACTERIACEAE

Codice numerico Code number	Microorganismo Microorganism	Test atipici Atypical tests
65005	<i>Providencia alcalifaciens</i>	ORN, ADO
65006	<i>Morganella morganii</i>	NONE
65007	<i>Morganella morganii</i>	CIT
65026	<i>Proteus mirabilis</i>	H ₂ S, IND
65027	<i>Proteus mirabilis</i>	H ₂ S, IND
65040	<i>Citrobacter amalonaticus</i>	ARA, CIT
65041	<i>Citrobacter amalonaticus</i>	ARA
65042	<i>Citrobacter amalonaticus</i>	ARA, CIT
65043	<i>Citrobacter amalonaticus</i>	ARA
65051	<i>Citrobacter amalonaticus</i>	ARA, DUL
65053	<i>Citrobacter amalonaticus</i>	ARA, DUL
65061	<i>Serratia liquefaciens</i>	IND, ARA
65063	<i>Serratia marcescens</i>	LYS, IND
65100	<i>Escherichia hermannii</i>	NONE
65101	<i>Citrobacter amalonaticus</i>	SOR
65102	<i>Citrobacter amalonaticus</i>	SOR, CIT
65103	<i>Citrobacter amalonaticus</i>	SOR
65110	<i>Escherichia hermannii</i>	NONE
65111	<i>Citrobacter amalonaticus</i>	SOR, DUL
65113	<i>Citrobacter amalonaticus</i>	SOR, DUL
65121	<i>Enterobacter sakazakii</i>	IND, LAC

ENTEROBACTERIACEAE
ENTEROBACTERIACEAE

Codice numerico Code number	Microorganismo Microorganism	Test atipici Atypical tests
65140	<i>Citrobacter amalonaticus</i>	CIT
	<i>Escherichia coli</i>	LYS, LAC
	<i>Salmonella sp.serovar paratyphi A</i>	IND
65141	<i>Citrobacter amalonaticus</i>	NONE
65142	<i>Citrobacter amalonaticus</i>	CIT
65143	<i>Citrobacter amalonaticus</i>	NONE
65145	<i>Serratia liquefaciens</i>	IND, PA
65150	<i>Salmonella sp.serovar paratyphi A</i>	IND
	<i>Escherichia coli</i>	LYS, LAC
65151	<i>Citrobacter amalonaticus</i>	DUL
65152	<i>Citrobacter amalonaticus</i>	DUL, CIT
65153	<i>Citrobacter amalonaticus</i>	DUL
65160	<i>Serratia liquefaciens</i>	IND, CIT
65161	<i>Serratia liquefaciens</i>	IND
65163	<i>Serratia liquefaciens</i>	IND, URE
65165	<i>Serratia liquefaciens</i>	IND, PA
65201	<i>Citrobacter amalonaticus</i>	ARA, SOR
65203	<i>Citrobacter amalonaticus</i>	ARA, SOR
65240	<i>Escherichia coli</i>	LYS, ARA
	<i>Citrobacter amalonaticus</i>	ARA, CIT
65241	<i>Citrobacter amalonaticus</i>	ARA
65242	<i>Citrobacter amalonaticus</i>	ARA, CIT
65243	<i>Citrobacter amalonaticus</i>	ARA

ENTEROBACTERIACEAE
ENTEROBACTERIACEAE

Codice numerico Code number	Microrganismo Microorganism	Test atipici Atypical tests
65250	<i>Escherichia coli</i>	LYS, ARA
65251	<i>Citrobacter amalonaticus</i>	ARA, DUL
65253	<i>Citrobacter amalonaticus</i>	ARA, DUL
65300	<i>Escherichia hermannii</i> <i>Kluyvera cryocrescens</i>	NONE NONE
65301	<i>Kluyvera cryocrescens</i>	NONE
65302	<i>Citrobacter amalonaticus</i>	SOR, CIT
65303	<i>Citrobacter amalonaticus</i>	SOR
65310	<i>Escherichia hermannii</i>	DUL
65311	<i>Citrobacter amalonaticus</i>	SOR, DUL
65313	<i>Citrobacter amalonaticus</i>	SOR, DUL
65320	<i>Enterobacter sakazakii</i>	IND, CIT
65321	<i>Enterobacter sakazakii</i>	IND
65331	<i>Enterobacter sakazakii</i>	IND, DUL
65340	<i>Escherichia coli</i>	NONE
65341	<i>Kluyvera cryocrescens</i> <i>Citrobacter amalonaticus</i>	NONE URE
65342	<i>Citrobacter amalonaticus</i>	CIT
65343	<i>Citrobacter amalonaticus</i>	NONE
65344	<i>Escherichia coli</i>	LYS, PA
65350	<i>Escherichia coli</i>	LYS
65351	<i>Citrobacter amalonaticus</i>	DUL

ENTEROBACTERIACEAE
ENTEROBACTERIACEAE

Codice numerico Code number	Microorganismo Microorganism	Test atipici Atypical tests
65352	<i>Citrobacter amalonaticus</i>	DUL, CIT
65353	<i>Citrobacter amalonaticus</i>	DUL
65361	<i>Serratia liquefaciens</i>	IND, LAC
65401	<i>Providencia alcalifaciens</i>	ORN, PA
65403	<i>Citrobacter koseri</i>	ARA, SOR
65404	<i>Providencia alcalifaciens</i>	ORN, CIT
65405	<i>Providencia alcalifaciens</i>	ORN
65413	<i>Citrobacter koseri</i>	ARA, SOR
65441	<i>Citrobacter koseri</i>	ARA, URE
65442	<i>Citrobacter koseri</i>	ARA, CIT
65443	<i>Citrobacter koseri</i>	ARA
65445	<i>Providencia alcalifaciens</i>	ORN, SOR
65451	<i>Citrobacter koseri</i>	ARA, URE
65452	<i>Citrobacter koseri</i>	ARA, CIT
65453	<i>Citrobacter koseri</i>	ARA
65461	<i>Serratia marcescens</i>	LYS, IND
65463	<i>Serratia marcescens</i>	LYS, IND
65500	<i>Escherichia fergusonii</i> <i>Escherichia hermannii</i>	LYS ADO
65501	<i>Citrobacter koseri</i>	SOR, URE
65502	<i>Citrobacter koseri</i>	SOR, CIT

ENTEROBACTERIACEAE
ENTEROBACTERIACEAE

Codice numerico Code number	Microorganismo Microorganism	Test atipici Atypical tests
65503	<i>Citrobacter koseri</i>	SOR
65505	<i>Providencia alcalifaciens</i>	ORN, ARA
65510	<i>Escherichia fergusonii</i>	LYS
65511	<i>Citrobacter koseri</i>	SOR, URE
65512	<i>Citrobacter koseri</i>	SOR, CIT
65513	<i>Citrobacter koseri</i>	SOR
65540	<i>Citrobacter koseri</i>	URE, CIT
65541	<i>Citrobacter koseri</i>	URE
65542	<i>Citrobacter koseri</i>	CIT
65543	<i>Citrobacter koseri</i>	NONE
65550	<i>Citrobacter koseri</i>	URE, CIT
65551	<i>Citrobacter koseri</i>	URE
65552	<i>Citrobacter koseri</i>	CIT
65553	<i>Citrobacter koseri</i>	NONE
65561	<i>Serratia liquefaciens</i>	IND, ADO
65603	<i>Citrobacter koseri</i>	ARA, SOR
65605	<i>Providencia alcalifaciens</i>	ORN, LAC
65613	<i>Citrobacter koseri</i>	ARA, SOR
65641	<i>Citrobacter koseri</i>	ARA, URE
65642	<i>Citrobacter koseri</i>	ARA, CIT
65643	<i>Citrobacter koseri</i>	ARA

ENTEROBACTERIACEAE
ENTEROBACTERIACEAE

Codice numerico Code number	Microorganismo Microorganism	Test atipici Atypical tests
65651	<i>Citrobacter koseri</i>	ARA, URE
65652	<i>Citrobacter koseri</i>	ARA, CIT
65653	<i>Citrobacter koseri</i>	ARA
65701	<i>Citrobacter koseri</i>	SOR, URE
65702	<i>Citrobacter koseri</i>	SOR, CIT
65703	<i>Citrobacter koseri</i>	SOR
65711	<i>Citrobacter koseri</i>	SOR, URE
65712	<i>Citrobacter koseri</i>	SOR, CIT
65713	<i>Citrobacter koseri</i>	SOR
65740	<i>Escherichia coli</i>	LYS, ADO
65741	<i>Citrobacter koseri</i>	URE
65742	<i>Citrobacter koseri</i>	CIT
65743	<i>Citrobacter koseri</i>	NONE
65750	<i>Escherichia coli</i>	LYS, ADO
65751	<i>Citrobacter koseri</i>	URE
65752	<i>Citrobacter koseri</i>	CIT
65753	<i>Citrobacter koseri</i>	NONE
65761	<i>Enterobacter aerogenes</i>	LYS, IND
66000	<i>Salmonella sp.serovar choleraesuis</i>	LYS, SOR
66001	<i>Proteus mirabilis</i>	PA, URE
66002	<i>Proteus mirabilis</i>	PA
66003	<i>Proteus mirabilis</i>	PA

ENTEROBACTERIACEAE
ENTEROBACTERIACEAE

Codice numerico Code number	Microrganismo Microorganism	Test atipici Atypical tests
66004	<i>Proteus mirabilis</i>	URE
66005	<i>Proteus mirabilis</i>	URE
66006	<i>Proteus mirabilis</i>	NONE
66007	<i>Proteus mirabilis</i>	NONE
66020	<i>Proteus mirabilis</i>	PA, URE
66021	<i>Proteus mirabilis</i>	PA, URE
66022	<i>Proteus mirabilis</i>	PA
66023	<i>Proteus mirabilis</i>	PA
66024	<i>Proteus mirabilis</i>	URE
66025	<i>Proteus mirabilis</i>	URE
66026	<i>Proteus mirabilis</i>	NONE
66027	<i>Proteus mirabilis</i>	NONE
66040	<i>Salmonella sp.serovar choleraesuis</i>	LYS
66041	<i>Salmonella sp.subsp. choleraesuis</i> <i>Salmonella sp.subsp. arizonae</i>	LYS, ARA LYS, ARA
66050	<i>Salmonella sp.serovar choleraesuis</i>	LYS, DUL
66051	<i>Salmonella sp.serovar choleraesuis</i>	LYS, ARA
66100	<i>Citrobacter freundii</i>	SOR, CIT
66101	<i>Salmonella sp.serovar choleraesuis</i> <i>Citrobacter freundii</i>	LYS, SOR SOR
66102	<i>Citrobacter freundii</i>	SOR, CIT
66103	<i>Citrobacter freundii</i>	SOR
66110	<i>Citrobacter freundii</i>	SOR, CIT
66111	<i>Salmonella sp.serovar choleraesuis</i> <i>Citrobacter freundii</i>	LYS, SOR SOR
66112	<i>Citrobacter freundii</i>	SOR, CIT

ENTEROBACTERIACEAE
ENTEROBACTERIACEAE

Codice numerico Code number	Microorganismo Microorganism	Test atipici Atypical tests
66113	<i>Citrobacter freundii</i>	SOR
66140	<i>Salmonella sp.serovar paratyphi A</i> <i>Citrobacter freundii</i> <i>Salmonella sp.serovar choleraesuis</i>	NONE CIT NONE
66141	<i>Citrobacter freundii</i> <i>Salmonella sp.serovar choleraesuis</i>	NONE LYS
66142	<i>Citrobacter freundii</i>	CIT
66143	<i>Citrobacter freundii</i>	NONE
66150	<i>Salmonella sp.serovar paratyphi A</i> <i>Salmonella sp.serovar choleraesuis</i> <i>Citrobacter freundii</i>	NONE NONE CIT
66151	<i>Salmonella sp.serovar choleraesuis</i> <i>Citrobacter freundii</i>	LYS NONE
66152	<i>Citrobacter freundii</i>	CIT
66153	<i>Citrobacter freundii</i>	NONE
66202	<i>Proteus mirabilis</i>	LAC, PA
66203	<i>Proteus mirabilis</i>	LAC, PA
66204	<i>Proteus mirabilis</i>	LAC, URE
66205	<i>Proteus mirabilis</i>	LAC, URE
66206	<i>Proteus mirabilis</i>	LAC
66207	<i>Proteus mirabilis</i>	LAC
66222	<i>Proteus mirabilis</i>	LAC, PA
66223	<i>Proteus mirabilis</i>	LAC, PA
66224	<i>Proteus mirabilis</i>	LAC, URE
66225	<i>Proteus mirabilis</i>	LAC, URE
66226	<i>Proteus mirabilis</i>	LAC
66227	<i>Proteus mirabilis</i>	LAC
66241	<i>Salmonella sp.subsp.arizonae</i>	LYS, ARA

ENTEROBACTERIACEAE
ENTEROBACTERIACEAE

Codice numerico Code number	Microorganismo Microorganism	Test atipici Atypical tests
66300	<i>Citrobacter freundii</i>	SOR, CIT
66301	<i>Citrobacter freundii</i> <i>Salmonella sp.subsp.arizonae</i>	SOR LYS, SOR
66302	<i>Citrobacter freundii</i>	SOR, CIT
66303	<i>Citrobacter freundii</i>	SOR
66310	<i>Citrobacter freundii</i>	SOR, CIT
66311	<i>Citrobacter freundii</i>	SOR
66312	<i>Citrobacter freundii</i>	SOR, CIT
66313	<i>Citrobacter freundii</i>	SOR
66340	<i>Citrobacter freundii</i> <i>Salmonella sp.serovar paratyphi A</i> <i>Salmonella sp.subsp.arizonae</i>	CIT H ₂ S, LAC LYS, CIT
66341	<i>Citrobacter freundii</i> <i>Salmonella sp.subsp.arizonae</i>	NONE LYS
66342	<i>Citrobacter freundii</i>	CIT
66343	<i>Citrobacter freundii</i>	NONE
66350	<i>Citrobacter freundii</i> <i>Salmonella sp.serovar paratyphi A</i>	CIT H ₂ S, LAC
66351	<i>Citrobacter freundii</i> <i>Salmonella sp.subsp. choleraesuis</i>	NONE LYS, LAC
66352	<i>Citrobacter freundii</i>	CIT
66353	<i>Citrobacter freundii</i>	NONE
67002	<i>Proteus mirabilis</i>	IND, PA
67003	<i>Proteus mirabilis</i>	IND, PA
67004	<i>Proteus mirabilis</i>	IND, URE
67005	<i>Proteus mirabilis</i>	IND, URE
67006	<i>Proteus mirabilis</i>	IND
67007	<i>Proteus mirabilis</i>	IND

ENTEROBACTERIACEAE
ENTEROBACTERIACEAE

Codice numerico Code number	Microorganismo Microorganism	Test atipici Atypical tests
67022	<i>Proteus mirabilis</i>	IND, PA
67023	<i>Proteus mirabilis</i>	IND, PA
67024	<i>Proteus mirabilis</i>	IND, URE
67025	<i>Proteus mirabilis</i>	IND, URE
67026	<i>Proteus mirabilis</i>	IND
67027	<i>Proteus mirabilis</i>	IND
67103	<i>Citrobacter freundii</i>	IND, SOR
67113	<i>Citrobacter freundii</i>	IND, SOR
67140	<i>Salmonella sp.serovar paratyphi A</i> <i>Citrobacter freundii</i>	H ₂ S, IND IND, CIT
67141	<i>Salmonella sp.subsp.choleraesuis</i> <i>Salmonella sp.subsp.arizonae</i>	LYS, IND LYS, IND
67142	<i>Citrobacter freundii</i>	IND
67143	<i>Citrobacter freundii</i>	IND
67150	<i>Salmonella sp.serovar paratyphi A</i> <i>Citrobacter freundii</i>	H ₂ S, IND IND, CIT
67151	<i>Citrobacter freundii</i> <i>Salmonella sp.subsp.choleraesuis</i>	IND H ₂ S, IND
67152	<i>Citrobacter freundii</i>	IND, CIT
67153	<i>Citrobacter freundii</i>	IND
67206	<i>Proteus mirabilis</i>	IND, LAC
67207	<i>Proteus mirabilis</i>	IND, LAC
67226	<i>Proteus mirabilis</i>	IND, LAC
67227	<i>Proteus mirabilis</i>	IND, LAC
67303	<i>Citrobacter freundii</i>	IND, SOR
67313	<i>Citrobacter freundii</i>	IND, SOR
67340	<i>Escherichia coli</i>	LYS, H ₂ S

ENTEROBACTERIACEAE
ENTEROBACTERIACEAE

Codice numerico Code number	Microrganismo Microorganism	Test atipici Atypical tests
67341	<i>Salmonella sp.subsp.arizonae</i> <i>Citrobacter freundii</i>	LYS, IND IND
67342	<i>Citrobacter freundii</i>	IND, CIT
67343	<i>Citrobacter freundii</i>	IND
67350	<i>Escherichia coli</i>	LYS, H ₂ S
67351	<i>Citrobacter freundii</i>	IND
67352	<i>Citrobacter freundii</i>	IND, CIT
67353	<i>Citrobacter freundii</i>	IND
70000	<i>Hafnia alvei</i>	ORN, ARA
70020	<i>Hafnia alvei</i>	ORN, ARA
70021	<i>Serratia marcescens</i>	ORN, SOR
70023	<i>Serratia marcescens</i>	ORN, SOR
70041	<i>Serratia marcescens</i>	ORN, VP
70043	<i>Serratia marcescens</i>	ORN, VP
70060	<i>Serratia marcescens</i>	ORN, CIT
70061	<i>Serratia marcescens</i>	ORN
70062	<i>Serratia marcescens</i>	ORN, CIT
70063	<i>Serratia marcescens</i>	ORN
70100	<i>Escherichia vulneris</i>	NONE
70101	<i>Hafnia alvei</i> <i>Klebsiella ozaenae</i>	ORN, CIT ADO
70102	<i>Hafnia alvei</i> <i>Klebsiella ozaenae</i>	ORN, URE ADO, URE
70103	<i>Klebsiella ozaenae</i>	ADO, URE
70110	<i>Hafnia alvei</i>	ORD, DUL
70120	<i>Hafnia alvei</i>	ORN

ENTEROBACTERIACEAE
ENTEROBACTERIACEAE

Codice numerico Code number	Microrganismo Microorganism	Test atipici Atypical tests
70121	<i>Hafnia alvei</i> <i>Serratia rubideae</i>	ORN, CIT ADO, LAC
70122	<i>Hafnia alvei</i>	ORN, URE
70130	<i>Hafnia alvei</i>	ORN, DUL
70140	<i>Klebsiella ozaenae</i> <i>Escherichia coli</i>	ADO IND, LAC
70141	<i>Klebsiella ozaenae</i> <i>Salmonella sp.subsp.choleraesuis</i>	ADO ORN, H ₂ S
70142	<i>Klebsiella ozaenae</i>	ADO, URE
70143	<i>Klebsiella ozeanae</i>	ADO, URE
70150	<i>Escherichia coli</i>	IND, LAC
70151	<i>Salmonella sp.subsp.choleraesuis</i>	ORN, H ₂ S
70163	<i>Klebsiella pneumoniae</i>	ADO, LAC
70173	<i>Klebsiella pneumoniae</i>	ADO, LAC
70240	<i>Escherichia coli</i>	IND, ARA
70250	<i>Escherichia coli</i>	IND, ARA
70261	<i>Serratia marcescens</i>	ORN, LAC
70263	<i>Klebsiella pneumoniae</i>	ADO, ARA
70273	<i>Klebsiella pneumoniae</i>	ADO, ARA
70300	<i>Escherichia vulneris</i>	LAC
70301	<i>Serratia rubidaea</i>	ADO, VP
70302	<i>Klebsiella ozaenae</i>	ADO, URE
70303	<i>Klebsiella ozaenae</i>	ADO, URE
70310	<i>Escherichia coli</i>	IND, SOR
70320	<i>Serratia rubidaea</i>	ADO, CIT
70321	<i>Serratia rubidaea</i>	ADO

ENTEROBACTERIACEAE
ENTEROBACTERIACEAE

Codice numerico Code number	Microrganismo Microorganism	Test atipici Atypical tests
70323	<i>Serratia rubidaea</i>	ADO, URE
	<i>Klebsiella pneumoniae</i>	ADO, SOR
70333	<i>Klebsiella pneumoniae</i>	ADO, SOR
70340	<i>Escherichia coli</i>	IND
	<i>Klebsiella ozaenae</i>	ADO
70341	<i>Klebsiella ozaenae</i>	ADO
70342	<i>Klebsiella ozaenae</i>	ADO, URE
70343	<i>Klebsiella pneumoniae</i>	ADO, VP
70344	<i>Escherichia coli</i>	IND, PA
70350	<i>Escherichia coli</i>	IND
70351	<i>Escherichia coli</i>	IND, CIT
70352	<i>Escherichia coli</i>	IND, URE
70353	<i>Klebsiella pneumoniae</i>	ADO, VP
70361	<i>Serratia odorifera</i>	NONE
70362	<i>Klebsiella pneumoniae</i>	ADO, CIT
70363	<i>Klebsiella pneumoniae</i>	ADO
70371	<i>Klebsiella pneumoniae</i>	ADO, URE
70372	<i>Klebsiella pneumoniae</i>	ADO, CIT
70373	<i>Klebsiella pneumoniae</i>	ADO
70421	<i>Serratia marcescens</i>	ORN, SOR
70423	<i>Serratia marcescens</i>	ORN, SOR
70441	<i>Serratia marcescens</i>	ORN, VP

ENTEROBACTERIACEAE
ENTEROBACTERIACEAE

Codice numerico Code number	Microrganismo Microorganism	Test atipici Atypical tests
70443	<i>Serratia marcescens</i>	ORN, VP
70460	<i>Serratia marcescens</i>	ORN, CIT
70461	<i>Serratia marcescens</i>	ORN
70462	<i>Serratia marcescens</i>	ORN, CIT
70463	<i>Serratia marcescens</i>	ORN
70473	<i>Klebsiella pneumoniae</i>	LAC, ARA
70500	<i>Klebsiella ozaenae</i>	NONE
70501	<i>Klebsiella ozaenae</i>	NONE
70502	<i>Klebsiella ozaenae</i>	URE
70503	<i>Klebsiella ozaenae</i>	URE
70520	<i>Serratia rubidaea</i>	LAC, CIT
70521	<i>Serratia rubidaea</i>	LAC
70523	<i>Serratia rubidaea</i> <i>Klebsiella pneumoniae</i>	LAC, URE LAC, SOR
70533	<i>Klebsiella pneumoniae</i>	LAC, SOR
70540	<i>Klebsiella ozaenae</i>	NONE
70541	<i>Klebsiella ozaenae</i>	NONE
70542	<i>Klebsiella ozaenae</i>	URE
70543	<i>Klebsiella ozaeanae</i>	URE
70553	<i>Klebsiella pneumoniae</i>	LAC, VP
70561	<i>Enterobacter aerogenes</i> <i>Klebsiella pneumoniae</i> <i>Serratia rubideae</i>	ORN, LAC LAC, URE LAC, SOR

ENTEROBACTERIACEAE
ENTEROBACTERIACEAE

Codice numerico Code number	Microrganismo Microorganism	Test atipici Atypical tests
70562	<i>Klebsiella pneumoniae</i>	LAC, CIT
70563	<i>Klebsiella pneumoniae</i>	LAC
70571	<i>Klebsiella pneumoniae</i>	LAC, URE
70572	<i>Klebsiella pneumoniae</i>	LAC, CIT
70573	<i>Klebsiella pneumoniae</i>	LAC
70623	<i>Klebsiella pneumoniae</i>	ARA, SOR
70633	<i>Klebsiella pneumoniae</i>	ARA, SOR
70643	<i>Klebsiella pneumoniae</i>	ARA, VP
70653	<i>Klebsiella pneumoniae</i>	ARA, VP
70661	<i>Klebsiella pneumoniae</i> <i>Serratia marcescens</i>	ARA, URE ORN, LAC
70662	<i>Klebsiella pneumoniae</i>	ARA, CIT
70663	<i>Klebsiella pneumoniae</i>	ARA
70671	<i>Klebsiella pneumoniae</i>	ARA, URE
70672	<i>Klebsiella pneumoniae</i>	ARA, CIT
70673	<i>Klebsiella pneumoniae</i>	ARA
70700	<i>Klebsiella ozaenae</i> <i>Serratia rubideae</i>	NONE VP, CIT
70701	<i>Serratia rubidaea</i> <i>Klebsiella ozaenae</i>	VP NONE
70702	<i>Klebsiella ozaenae</i>	URE
70703	<i>Klebsiella ozaenae</i> <i>Serratia rubidaea</i> <i>Klebsiella pneumoniae</i>	URE VP, URE SOR, VP

ENTEROBACTERIACEAE
ENTEROBACTERIACEAE

Codice numerico Code number	Microrganismo Microorganism	Test atipici Atypical tests
70713	<i>Klebsiella pneumoniae</i>	SOR, VP
70720	<i>Serratia rubidaea</i>	CIT
70721	<i>Serratia rubidaea</i>	NONE
70722	<i>Serratia rubidaea</i> <i>Klebsiella pneumoniae</i>	URE, CIT SOR, CIT
70723	<i>Serratia rubidaea</i> <i>Klebsiella pneumoniae</i>	URE SOR
70731	<i>Klebsiella pneumoniae</i>	SOR, URE
70732	<i>Klebsiella pneumoniae</i>	SOR, CIT
70733	<i>Klebsiella pneumoniae</i>	SOR
70740	<i>Klebsiella pneumoniae</i>	NONE
70741	<i>Klebsiella ozeanae</i>	NONE
70742	<i>Klebsiella ozeanae</i> <i>Klebsiella pneumoniae</i>	URE VP, CIT
70743	<i>Klebsiella pneumoniae</i>	VP
70750	<i>Escherichia coli</i>	IND, ADO
70751	<i>Klebsiella pneumoniae</i>	VP, URE
70752	<i>Klebsiella pneumoniae</i>	VP, CIT
70753	<i>Klebsiella pneumoniae</i>	VP
70760	<i>Serratia rubidaea</i> <i>Klebsiella pneumoniae</i> <i>Enterobacter aerogenes</i>	SOR, CIT URE, CIT ORN, CIT
70761	<i>Klebsiella pneumoniae</i> <i>Serratia rubidaea</i> <i>Enterobacter aerogenes</i>	URE SOR ORN

ENTEROBACTERIACEAE
ENTEROBACTERIACEAE

Codice numerico Code number	Microrganismo Microorganism	Test atipici Atypical tests
70762	<i>Klebsiella pneumoniae</i>	CIT
70763	<i>Klebsiella pneumoniae</i>	NONE
70770	<i>Klebsiella pneumoniae</i>	URE, CIT
70771	<i>Klebsiella pneumoniae</i>	URE
70772	<i>Klebsiella pneumoniae</i>	CIT
70773	<i>Klebsiella pneumoniae</i>	NONE
71000	<i>Edwarsiella tarda</i>	ORN, H ₂ S
71040	<i>Escherichia coli</i>	LAC, ARA
71050	<i>Escherichia coli</i>	LAC, ARA
71061	<i>Serratia marcescens</i>	ORN, IND
71063	<i>Serratia marcescens</i>	ORN, IND
71100	<i>Escherichia coli</i>	LAC, SOR
71110	<i>Escherichia coli</i>	LAC, SOR
71140	<i>Escherichia coli</i>	LAC
71141	<i>Escherichia coli</i>	LAC, CIT
71142	<i>Escherichia coli</i>	LAC, URE
71144	<i>Escherichia coli</i>	LAC, PA
71150	<i>Escherichia coli</i>	LAC
71151	<i>Escherichia coli</i>	LAC, CIT
71152	<i>Escherichia coli</i>	LAC, URE
71163	<i>Klebsiella oxytoca</i>	ADO, LAC

ENTEROBACTERIACEAE
ENTEROBACTERIACEAE

Codice numerico Code number	Microrganismo Microorganism	Test atipici Atypical tests
71173	<i>Klebsiella oxytoca</i>	ADO, LAC
71200	<i>Escherichia coli</i>	ARA, SOR
71210	<i>Escherichia coli</i>	ARA, SOR
71240	<i>Escherichia coli</i>	ARA
71241	<i>Escherichia coli</i>	ARA, CIT
71242	<i>Escherichia coli</i>	ARA, URE
71244	<i>Escherichia coli</i>	ARA, PA
71250	<i>Escherichia coli</i>	ARA
71251	<i>Escherichia coli</i>	ARA, CIT
71252	<i>Escherichia coli</i>	ARA, URE
71263	<i>Klebsiella oxytoca</i>	ADO, ARA
71273	<i>Klebsiella oxytoca</i>	ADO, ARA
71300	<i>Escherichia coli</i>	SOR
71301	<i>Escherichia coli</i>	SOR, CIT
71302	<i>Escherichia coli</i>	SOR, URE
71304	<i>Escherichia coli</i>	SOR, PA
71310	<i>Escherichia coli</i>	SOR
71311	<i>Escherichia coli</i>	SOR, CIT
71312	<i>Escherichia coli</i>	SOR, URE
71321	<i>Serratia rubidaea</i>	IND, ADO
71323	<i>Klebsiella oxytoca</i>	ADO, SOR

ENTEROBACTERIACEAE
ENTEROBACTERIACEAE

Codice numerico Code number	Microrganismo Microorganism	Test atipici Atypical tests
71333	<i>Klebsiella oxytoca</i>	ADO, SOR
71340	<i>Escherichia coli</i>	NONE
71341	<i>Escherichia coli</i>	CIT
71342	<i>Escherichia coli</i>	URE
71343	<i>Klebsiella oxytoca</i>	ADO, VP
71344	<i>Escherichia coli</i>	PA
71345	<i>Escherichia coli</i>	PA, CIT
71346	<i>Escherichia coli</i>	PA, URE
71350	<i>Escherichia coli</i>	NONE
71351	<i>Escherichia coli</i>	CIT
71352	<i>Escherichia coli</i>	URE
71353	<i>Klebsiella oxytoca</i>	ADO, VP
71361	<i>Serratia odorifera</i>	GAS
71362	<i>Klebsiella oxytoca</i>	ADO, CIT
71363	<i>Klebsiella oxytoca</i>	ADO
71371	<i>Klebsiella oxytoca</i>	ADO, URE
71372	<i>Klebsiella oxytoca</i>	ADO, CIT
71373	<i>Klebsiella oxytoca</i>	ADO
71461	<i>Serratia marcescens</i>	ORN, IND
71463	<i>Klebsiella oxytoca</i>	LAC, ARA
71473	<i>Klebsiella oxytoca</i>	LAC, ARA

ENTEROBACTERIACEAE
ENTEROBACTERIACEAE

Codice numerico Code number	Microrganismo Microorganism	Test atipici Atypical tests
71500	<i>Escherichia fergusonii</i>	ORN
71521	<i>Serratia rubidaea</i>	IND, LAC
71523	<i>Klebsiella oxytoca</i>	LAC, SOR
71533	<i>Klebsiella oxytoca</i>	LAC, SOR
71540	<i>Escherichia coli</i>	ADO, LAC
71543	<i>Klebsiella oxytoca</i>	LAC, VP
71550	<i>Escherichia coli</i>	ADO, LAC
71553	<i>Klebsiella oxytoca</i>	LAC, VP
71561	<i>Klebsiella oxytoca</i>	LAC, URE
71562	<i>Klebsiella oxytoca</i>	LAC, CIT
71563	<i>Klebsiella oxytoca</i>	LAC
71571	<i>Klebsiella oxytoca</i>	LAC, URE
71572	<i>Klebsiella oxytoca</i>	LAC, CIT
71573	<i>Klebsiella oxytoca</i>	LAC
71623	<i>Klebsiella oxytoca</i>	ARA, SOR
71633	<i>Klebsiella oxytoca</i>	ARA, SOR
71640	<i>Escherichia coli</i>	ADO, ARA
71643	<i>Klebsiella oxytoca</i>	ARA, VP
71650	<i>Escherichia coli</i>	ADO, ARA
71653	<i>Klebsiella oxytoca</i>	ARA, VP
71661	<i>Klebsiella oxytoca</i>	ARA, URE

ENTEROBACTERIACEAE
ENTEROBACTERIACEAE

Codice numerico Code number	Microrganismo Microorganism	Test atipici Atypical tests
71662	<i>Klebsiella oxytoca</i>	ARA, CIT
71663	<i>Klebsiella oxytoca</i>	ARA
71671	<i>Klebsiella oxytoca</i>	ARA, URE
71672	<i>Klebsiella oxytoca</i>	ARA, CIT
71673	<i>Klebsiella oxytoca</i>	ARA
71700	<i>Escherichia coli</i>	ADO, SOR
71701	<i>Serratia rubidaea</i>	IND, VP
71703	<i>Klebsiella oxytoca</i>	SOR, VP
71710	<i>Escherichia coli</i>	ADO, SOR
71713	<i>Klebsiella oxytoca</i>	SOR, VP
71720	<i>Serratia rubidaea</i>	IND, CIT
71721	<i>Serratia rubidaea</i>	IND
71722	<i>Klebsiella oxytoca</i>	SOR, CIT
71723	<i>Klebsiella oxytoca</i>	SOR
71731	<i>Klebsiella oxytoca</i>	SOR, URE
71732	<i>Klebsiella oxytoca</i>	SOR, CIT
71733	<i>Klebsiella oxytoca</i>	SOR
71740	<i>Escherichia coli</i>	ADO
71741	<i>Klebsiella oxytoca</i>	VP, URE
71742	<i>Klebsiella oxytoca</i>	VP, CIT
71743	<i>Klebsiella oxytoca</i>	VP

ENTEROBACTERIACEAE
ENTEROBACTERIACEAE

Codice numerico Code number	Microrganismo Microorganism	Test atipici Atypical tests
71744	<i>Escherichia coli</i>	ADO, PA
71750	<i>Escherichia coli</i>	ADO
71751	<i>Klebsiella oxytoca</i>	VP, URE
71752	<i>Klebsiella oxytoca</i>	VP, CIT
71753	<i>Klebsiella oxytoca</i>	VP
71760	<i>Klebsiella oxytoca</i>	URE, CIT
71761	<i>Serratia odorifera</i> <i>Klebsiella oxytoca</i>	GAS URE
71762	<i>Klebsiella oxytoca</i>	CIT
71763	<i>Klebsiella oxytoca</i>	NONE
71770	<i>Klebsiella oxytoca</i>	URE, CIT
71771	<i>Klebsiella oxytoca</i>	URE
71772	<i>Klebsiella oxytoca</i>	CIT
71773	<i>Klebsiella oxytoca</i>	NONE
72000	<i>Edwarsiella tarda</i>	ORN, IND
72041	<i>Salmonella sp. subsp. choleraesuis</i>	ORN, ARA
72051	<i>Salmonella sp. subsp. choleraesuis</i>	ORN, ARA
72101	<i>Salmonella sp. subsp. choleraesuis</i>	ORN, SOR
72111	<i>Salmonella sp. subsp. choleraesuis</i>	ORN, SOR
72140	<i>Salmonella sp. subsp. choleraesuis</i>	ORN, CIT
72141	<i>Salmonella sp. subsp. choleraesuis</i>	ORN

ENTEROBACTERIACEAE
ENTEROBACTERIACEAE

Codice numerico Code number	Microrganismo Microorganism	Test atipici Atypical tests
72150	<i>Salmonella sp. subsp. choleraesuis</i>	ORN, CIT
72151	<i>Salmonella sp. subsp. choleraesuis</i>	ORN
72340	<i>Escherichia coli</i>	H ₂ S, IND
72341	<i>Salmonella sp. subsp. choleraesuis</i>	ORN, LAC
72350	<i>Escherichia coli</i>	H ₂ S, IND
72351	<i>Salmonella sp. subsp. choleraesuis</i>	ORN, LAC
73000	<i>Edwarsiella tarda</i>	ORN
73040	<i>Edwarsiella tarda</i>	ORN, SOR
73100	<i>Edwarsiella tarda</i>	ORN, ARA
73140	<i>Escherichia coli</i>	H ₂ S, LAC
73141	<i>Salmonella sp. subsp. choleraesuis</i>	ORN, IND
73150	<i>Escherichia coli</i>	H ₂ S, LAC
73151	<i>Salmonella sp. subsp. choleraesuis</i>	ORN, IND
73240	<i>Escherichia coli</i>	H ₂ S, ARA
73250	<i>Escherichia coli</i>	H ₂ S, ARA
73300	<i>Escherichia coli</i>	H ₂ S, SOR
73310	<i>Escherichia coli</i>	H ₂ S, SOR
73340	<i>Escherichia coli</i>	H ₂ S
73341	<i>Escherichia coli</i>	H ₂ S, CIT
73342	<i>Escherichia coli</i>	H ₂ S, URE
73344	<i>Escherichia coli</i>	H ₂ S, PA

ENTEROBACTERIACEAE
ENTEROBACTERIACEAE

Codice numerico Code number	Microrganismo Microorganism	Test atipici Atypical tests
73350	<i>Escherichia coli</i>	H ₂ S
73351	<i>Escherichia coli</i>	H ₂ S, CIT
73352	<i>Escherichia coli</i>	H ₂ S, URE
73740	<i>Escherichia coli</i>	H ₂ S, ADO
73750	<i>Escherichia coli</i>	H ₂ S, ADO
74000	<i>Salmonella sp. serovar. choleraesuis</i> <i>Hafnia alvei</i>	SOR ARA
74001	<i>Hafnia alvei</i> <i>Serratia liquefaciens</i>	ARA, CIT ARA, SOR
74002	<i>Hafnia alvei</i>	ARA, URE
74003	<i>Serratia marcescens</i>	SOR, VP
74010	<i>Salmonella sp. serovar. choleraesuis</i> <i>Hafnia alvei</i>	SOR, DUL ARA, DUL
74020	<i>Hafnia alvei</i>	ARA
74021	<i>Serratia marcescens</i> <i>Hafnia alvei</i>	SOR ARA, CIT
74022	<i>Hafnia alvei</i>	ARA, URE
74023	<i>Serratia marcescens</i>	SOR
74030	<i>Hafnia alvei</i>	ARA, DUL
74040	<i>Salmonella sp. serovar. choleraesuis</i>	NONE
74041	<i>Serratia liquefaciens</i> <i>Serratia marcescens</i>	ARA VP
74042	<i>Serratia marcescens</i>	VP, CIT

ENTEROBACTERIACEAE
ENTEROBACTERIACEAE

Codice numerico Code number	Microrganismo Microorganism	Test atipici Atypical tests
74043	<i>Serratia marcescens</i> <i>Serratia liquefaciens</i>	VP ARA, URE
74045	<i>Serratia liquefaciens</i>	ARA, PA
74050	<i>Salmonella sp. serovar. choleraesuis</i>	DUL
74051	<i>Salmonella sp. serovar. choleraesuis</i>	H ₂ S, ARA
74060	<i>Serratia marcescens</i> <i>Serratia liquefaciens</i>	CIT ARA, CIT
74061	<i>Serratia marcescens</i>	NONE
74062	<i>Serratia marcescens</i>	CIT
74063	<i>Serratia marcescens</i>	NONE
74065	<i>Serratia liquefaciens</i>	ARA, PA
74100	<i>Hafnia alvei</i>	NONE
74101	<i>Hafnia alvei</i> <i>Serratia liquefaciens</i> <i>Salmonella sp. subsp. choleraesuis</i>	CIT SOR H ₂ S, SOR
74102	<i>Hafnia alvei</i>	URE
74103	<i>Enterobacter gergoviae</i> <i>Hafnia alvei</i>	VP URE, CIT
74105	<i>Serratia liquefaciens</i>	SOR, PA
74110	<i>Hafnia alvei</i>	DUL
74111	<i>Salmonella sp. subsp. choleraesuis</i> <i>Hafnia alvei</i>	H ₂ S, SOR DUL, CIT
74112	<i>Hafnia alvei</i>	DUL, URE
74120	<i>Hafnia alvei</i>	NONE

ENTEROBACTERIACEAE
ENTEROBACTERIACEAE

Codice numerico Code number	Microrganismo Microorganism	Test atipici Atypical tests
74121	<i>Hafnia alvei</i> <i>Serratia liquefaciens</i>	CIT SOR
74122	<i>Hafnia alvei</i> <i>Enterobacter gergoviae</i>	URE CIT
74123	<i>Enterobacter gergoviae</i>	NONE
74125	<i>Serratia liquefaciens</i>	SOR, PA
74130	<i>Hafnia alvei</i>	DUL
74131	<i>Hafnia alvei</i>	DUL, CIT
74132	<i>Hafnia alvei</i>	DUL, URE
74140	<i>Serratia liquefaciens</i> <i>Salmonella sp. subsp. choleraesuis</i>	CIT H ₂ S, CIT
74141	<i>Serratia liquefaciens</i> <i>Salmonella sp. subsp. choleraesuis</i>	NONE H ₂ S
74142	<i>Serratia liquefaciens</i>	URE, CIT
74143	<i>Serratia liquefaciens</i>	URE
74144	<i>Serratia liquefaciens</i>	PA, CIT
74145	<i>Serratia liquefaciens</i>	PA
74147	<i>Serratia liquefaciens</i>	PA, URE
74150	<i>Salmonella sp. subsp. choleraesuis</i> <i>Escherichia coli</i>	H ₂ S, CIT IND, LAC
74151	<i>Salmonella sp. subsp. choleraesuis</i>	H ₂ S
74160	<i>Serratia liquefaciens</i>	CIT
74161	<i>Serratia iquefaciens</i>	NONE
74162	<i>Serratia liquefaciens</i>	URE, CIT

ENTEROBACTERIACEAE
ENTEROBACTERIACEAE

Codice numerico Code number	Microrganismo Microorganism	Test atipici Atypical tests
74163	<i>Serratia liquefaciens</i>	URE
74164	<i>Serratia liquefaciens</i>	PA, CIT
74165	<i>Serratia liquefaciens</i>	PA
74167	<i>Serratia liquefaciens</i>	PA, URE
74221	<i>Serratia marcescens</i>	LAC, SOR
74223	<i>Serratia marcescens</i>	LAC, SOR
74240	<i>Escherichia coli</i>	IND, ARA
74241	<i>Serratia liquefaciens</i>	LAC, ARA
74243	<i>Serratia marcescens</i>	LAC, VP
74250	<i>Escherichia coli</i>	IND, ARA
74260	<i>Serratia marcescens</i>	LAC, CIT
74261	<i>Serratia marcescens</i> <i>Serratia liquefaciens</i>	LAC LAC, ARA
74262	<i>Serratia marcescens</i>	LAC, CIT
74263	<i>Serratia marcescens</i>	LAC
74300	<i>Escherichia coli</i>	IND, SOR
74301	<i>Kluyvera sp.</i> <i>Buttiauxella agrestis</i>	IND LYS
74302	<i>Enterobacter gergoviae</i>	VP, CIT
74303	<i>Enterobacter gergoviae</i>	VP
74310	<i>Escherichia coli</i>	IND, SOR
74311	<i>Kluyvera ascorbata</i>	IND

ENTEROBACTERIACEAE
ENTEROBACTERIACEAE

Codice numerico Code number	Microrganismo Microorganism	Test atipici Atypical tests
74320	<i>Enterobacter gergoviae</i>	URE, CIT
74321	<i>Enterobacter gergoviae</i> <i>Serratia liquefaciens</i>	URE LAC, SOR
74322	<i>Enterobacter gergoviae</i>	CIT
74323	<i>Enterobacter gergoviae</i>	NONE
74340	<i>Escherichia coli</i> <i>Serratia liquefaciens</i>	IND LAC, CIT
74341	<i>Kluyvera sp.</i> <i>Salmonella sp.subsp.choleraesuis</i>	IND H ₂ S
74342	<i>Escherichia coli</i>	IND, URE
74343	<i>Serratia liquefaciens</i>	LAC, URE
74344	<i>Escherichia coli</i>	IND, PA
74345	<i>Serratia liquefaciens</i>	LAC, PA
74350	<i>Escherichia coli</i>	IND
74351	<i>Salmonella sp.subsp.choleraesuis</i>	H ₂ S, LAC
74352	<i>Escherichia coli</i>	IND, URE
74360	<i>Serratia liquefaciens</i> <i>Enterobacter aerogenes</i>	LAC, CIT ADO, CIT
74361	<i>Serratia liquefaciens</i> <i>Enterobacter aerogenes</i>	LAC ADO
74363	<i>Serratia liquefaciens</i>	LAC, URE
74365	<i>Serratia liquefaciens</i>	LAC, PA
74371	<i>Enterobacter aerogenes</i>	ADO, DUL

ENTEROBACTERIACEAE
ENTEROBACTERIACEAE

Codice numerico Code number	Microrganismo Microorganism	Test atipici Atypical tests
74373	<i>Klebsiella pneumoniae</i>	ORN, ADO
74401	<i>Serratia marcescens</i>	SOR, VP
74403	<i>Serratia marcescens</i>	SOR, VP
74420	<i>Serratia marcescens</i>	SOR, CIT
74421	<i>Serratia marcescens</i>	SOR
74422	<i>Serratia marcescens</i>	SOR, CIT
74423	<i>Serratia marcescens</i>	SOR
74440	<i>Serratia marcescens</i>	VP, CIT
74441	<i>Serratia marcescens</i> <i>Serratia liquefaciens</i>	VP ADO, ARA
74442	<i>Serratia marcescens</i>	VP, CIT
74443	<i>Serratia marcescens</i>	VP
74460	<i>Serratia marcescens</i>	CIT
74461	<i>Serratia marcescens</i>	NONE
74462	<i>Serratia marcescens</i>	CIT
74463	<i>Serratia marcescens</i>	NONE
74500	<i>Klebsiella ozaenae</i>	ORN
74501	<i>Klebsiella ozaenae</i> <i>Serratia liquefaciens</i>	ORN ADO, SOR
74502	<i>Klebsiella ozaenae</i>	ORN, URE
74503	<i>Klebsiella ozaenae</i>	ORN, URE
74510	<i>Escherichia fergusonii</i>	IND

ENTEROBACTERIACEAE
ENTEROBACTERIACEAE

Codice numerico Code number	Microrganismo Microorganism	Test atipici Atypical tests
74521	<i>Serratia liquefaciens</i>	ADO, SOR
74540	<i>Klebsiella ozaenae</i> <i>Serratia liquefaciens</i>	ORN ADO, CIT
74541	<i>Serratia liquefaciens</i> <i>Klebsiella ozaenae</i>	ADO ORN
74542	<i>Klebsiella ozaenae</i>	ORN, URE
74543	<i>Serratia liquefaciens</i> <i>Klebsiella ozaenae</i>	ADO, URE ORN, URE
74545	<i>Serratia liquefaciens</i>	ADO, PA
74560	<i>Enterobacter aerogenes</i> <i>Serratia liquefaciens</i>	LAC, CIT ADO, CIT
74561	<i>Enterobacter aerogenes</i> <i>Serratia liquefaciens</i>	LAC ADO
74563	<i>Serratia liquefaciens</i>	ADO, URE
74565	<i>Serratia liquefaciens</i>	ADO, PA
74571	<i>Enterobacter aerogenes</i>	LAC, DUL
74573	<i>Klebsiella pneumoniae</i>	ORN, LAC
74621	<i>Serratia marcescens</i>	LAC, SOR
74623	<i>Serratia marcescens</i>	LAC, SOR
74641	<i>Serratia marcescens</i>	LAC, VP
74643	<i>Serratia marcescens</i>	LAC, VP
74660	<i>Serratia marcescens</i>	LAC, CIT
74661	<i>Serratia marcescens</i>	LAC

ENTEROBACTERIACEAE
ENTEROBACTERIACEAE

Codice numerico Code number	Microrganismo Microorganism	Test atipici Atypical tests
74662	<i>Serratia marcescens</i>	LAC, CIT
74663	<i>Serratia marcescens</i>	LAC
74673	<i>Klebsiella pneumoniae</i>	ORN, ARA
74700	<i>Klebsiella ozaenae</i>	ORN
74701	<i>Klebsiella ozaenae</i>	ORN
74702	<i>Klebsiella ozaenae</i>	ORN, URE
74703	<i>Klebsiella ozaenae</i>	ORN, URE
74723	<i>Klebsiella pneumoniae</i>	ORN, SOR
74733	<i>Klebsiella pneumoniae</i>	ORN, SOR
74740	<i>Klebsiella ozaenae</i> <i>Escherichia coli</i>	ORN IND, ADO
74741	<i>Enterobacter aerogenes</i>	VP
74742	<i>Klebsiella ozaenae</i>	ORN, URE
74743	<i>Klebsiella ozaenae</i> <i>Klebsiella pneumoniae</i>	ORN, URE ORN, VP
74750	<i>Escherichia coli</i>	IND, ADO
74753	<i>Klebsiella pneumoniae</i>	ORN, VP
74760	<i>Enterobacter aerogenes</i>	CIT
74761	<i>Enterobacter aerogenes</i>	NONE
74762	<i>Klebsiella pneumoniae</i>	ORN, CIT
74763	<i>Klebsiella pneumoniae</i>	ORN
74770	<i>Enterobacter aerogenes</i>	DUL, CIT

ENTEROBACTERIACEAE
ENTEROBACTERIACEAE

Codice numerico Code number	Microrganismo Microorganism	Test atipici Atypical tests
74771	<i>Enterobacter aerogenes</i>	DUL
	<i>Klebsiella pneumoniae</i>	ORN, DUL
74772	<i>Klebsiella pneumoniae</i>	ORN, CIT
74773	<i>Klebsiella pneumoniae</i>	ORN
75000	<i>Edwardsiella tarda</i>	H ₂ S
75021	<i>Serratia marcescens</i>	IND, SOR
75023	<i>Serratia marcescens</i>	IND, SOR
75040	<i>Escherichia coli</i>	LAC, ARA
75041	<i>Serratia liquefaciens</i>	IND, ARA
75043	<i>Serratia marcescens</i>	IND, VP
75050	<i>Escherichia coli</i>	LAC, ARA
75060	<i>Serratia marcescens</i>	IND, CIT
75061	<i>Serratia marcescens</i>	IND
	<i>Serratia liquefaciens</i>	IND, ARA
75062	<i>Serratia marcescens</i>	IND, CIT
75063	<i>Serratia marcescens</i>	IND
75100	<i>Escherichia coli</i>	LAC, SOR
	<i>Edwardsiella tarda</i>	H ₂ S, ARA
75101	<i>Serratia liquefaciens</i>	IND, SOR
75110	<i>Escherichia fergusonii</i>	ADO
	<i>Escherichia hermannii</i>	LYS, DUL
	<i>Edwardsiella tarda</i>	DUL
75121	<i>Serratia liquefaciens</i>	IND, SOR

ENTEROBACTERIACEAE
ENTEROBACTERIACEAE

Codice numerico Code number	Microrganismo Microorganism	Test atipici Atypical tests
75140	<i>Escherichia coli</i>	LAC
75141	<i>Serratia liquefaciens</i> <i>Salmonella sp.subsp.choleraesuis</i>	IND H ₂ S, IND
75142	<i>Escherichia coli</i>	LAC, URE
75143	<i>Serratia liquefaciens</i>	IND, URE
75144	<i>Escherichia coli</i>	LAC, PA
75145	<i>Serratia liquefaciens</i>	IND, PA
75150	<i>Escherichia coli</i>	LAC
75151	<i>Salmonella sp.subsp. choleraesuis</i>	H ₂ S, IND
75152	<i>Escherichia coli</i>	LAC, URE
75160	<i>Serratia liquefaciens</i>	IND, CIT
75161	<i>Serratia liquefaciens</i>	IND
75163	<i>Serratia liquefaciens</i>	IND, URE
75165	<i>Serratia liquefaciens</i>	IND, PA
75200	<i>Escherichia coli</i>	ARA, SOR
75210	<i>Escherichia coli</i>	ARA, SOR
75240	<i>Escherichia coli</i>	ARA
75241	<i>Escherichia coli</i>	ARA, CIT
75242	<i>Escherichia coli</i>	ARA, URE
75244	<i>Escherichia coli</i>	ARA, PA
75250	<i>Escherichia coli</i>	ARA

ENTEROBACTERIACEAE
ENTEROBACTERIACEAE

Codice numerico Code number	Microrganismo Microorganism	Test atipici Atypical tests
75251	<i>Escherichia coli</i>	ARA, CIT
75252	<i>Escherichia coli</i>	ARA, URE
75261	<i>Serratia marcescens</i>	IND, LAC
75263	<i>Serratia marcescens</i>	IND, LAC
75300	<i>Escherichia coli</i>	NONE
75301	<i>Kluyvera sp.</i>	NONE
75302	<i>Escherichia coli</i>	SOR, URE
75304	<i>Escherichia coli</i>	SOR, PA
75310	<i>Escherichia coli</i>	SOR
75311	<i>Kluyvera ascorbata</i>	NONE
75312	<i>Escherichia coli</i>	SOR, URE
75340	<i>Escherichia coli</i>	NONE
75341	<i>Kluyvera sp</i>	NONE
75342	<i>Escherichia coli</i>	URE
75343	<i>Escherichia coli</i>	URE, CIT
75344	<i>Escherichia coli</i>	PA
75345	<i>Escherichia coli</i>	PA, CIT
75346	<i>Escherichia coli</i>	PA, URE
75350	<i>Escherichia coli</i>	NONE
75351	<i>Kluyvera ascorbata</i>	NONE
75352	<i>Escherichia coli</i>	URE

ENTEROBACTERIACEAE
ENTEROBACTERIACEAE

Codice numerico Code number	Microrganismo Microorganism	Test atipici Atypical tests
75353	<i>Escherichia coli</i>	URE, CIT
75361	<i>Serratia liquefaciens</i>	IND, LAC
	<i>Enterobacter aerogenes</i>	IND, ADO
75400	<i>Escherichia fergusonii</i>	ARA
75410	<i>Escherichia fergusonii</i>	ARA
75421	<i>Serratia marcescens</i>	IND, SOR
75423	<i>Serratia marcescens</i>	IND, SOR
75441	<i>Serratia marcescens</i>	IND, VP
75443	<i>Serratia marcescens</i>	IND, VP
75460	<i>Serratia marcescens</i>	IND, CIT
75461	<i>Serratia marcescens</i>	IND
75462	<i>Serratia marcescens</i>	IND, CIT
75463	<i>Serratia marcescens</i>	IND
75500	<i>Escherichia fergusonii</i>	NONE
75501	<i>Escherichia fergusonii</i>	NONE
75510	<i>Escherichia fergusonii</i>	NONE
75511	<i>Escherichia fergusonii</i>	NONE
75540	<i>Escherichia coli</i>	ADO, LAC
75541	<i>Serratia liquefaciens</i>	IND, ADO
75550	<i>Escherichia coli</i>	ADO, LAC
75561	<i>Enterobacter aerogenes</i>	IND, LAC
	<i>Serratia liquefaciens</i>	IND, ADO

ENTEROBACTERIACEAE
ENTEROBACTERIACEAE

Codice numerico Code number	Microrganismo Microorganism	Test atipici Atypical tests
75640	<i>Escherichia coli</i>	ADO, ARA
75650	<i>Escherichia coli</i>	ADO, ARA
75661	<i>Serratia marcescens</i>	IND, LAC
75663	<i>Serratia marcescens</i>	IND, LAC
75700	<i>Escherichia coli</i>	ADO, SOR
75710	<i>Escherichia coli</i>	ADO, SOR
75740	<i>Escherichia coli</i>	ADO
75741	<i>Escherichia coli</i>	ADO, CIT
75742	<i>Escherichia coli</i>	ADO, URE
75743	<i>Klebsiella ornithinolytica</i>	NONE
75744	<i>Escherichia coli</i>	ADO, PA
75750	<i>Escherichia coli</i>	ADO
75751	<i>Escherichia coli</i>	ADO, CIT
75752	<i>Escherichia coli</i>	ADO, URE
75760	<i>Enterobacter aerogenes</i>	IND, CIT
75761	<i>Enterobacter aerogenes</i>	IND
75763	<i>Klebsiella ornithinolytica</i>	NONE
75771	<i>Enterobacter aerogenes</i>	IND, DUL
75773	<i>Klebsiella ornithinolytica</i>	NONE
76000	<i>Salmonella sp.subsp.cholerasuis</i>	SOR
	<i>Edwarsiella tarda</i>	IND

ENTEROBACTERIACEAE
ENTEROBACTERIACEAE

Codice numerico Code number	Microrganismo Microorganism	Test atipici Atypical tests
76001	<i>Salmonella sp.subsp.arizonae</i>	ARA, SOR
	<i>Salmonella sp.subsp.choleraesuis</i>	ARA, SOR
76010	<i>Salmonella sp.subsp.choleraesuis</i>	SOR, DUL
76011	<i>Salmonella sp.subsp.choleraesuis</i>	ARA, SOR
76040	<i>Salmonella sp.subsp.choleraesuis</i>	NONE
76041	<i>Salmonella sp.subsp.arizonae</i>	ARA
	<i>Salmonella sp.subsp.choleraesuis</i>	ARA
76050	<i>Salmonella sp.serovar.choleraesuis</i>	DUL
	<i>Salmonella sp.subsp.choleraesuis</i>	ARA, CIT
76051	<i>Salmonella sp.subsp.choleraesuis</i>	ARA
76100	<i>Edwardsiella tarda</i>	IND, ARA
	<i>Salmonella sp.subsp.choleraesuis</i>	SOR, CIT
	<i>Salmonella sp.subsp.arizonae</i>	SOR, CIT
76101	<i>Salmonella sp.subsp.arizonae</i>	SOR
	<i>Salmonella sp.subsp.choleraesuis</i>	SOR
76110	<i>Salmonella sp.subsp.choleraesuis</i>	SOR, CIT
76111	<i>Salmonella sp.subsp.choleraesuis</i>	SOR
76140	<i>Salmonella sp.subsp.choleraesuis</i>	CIT
	<i>Salmonella sp.subsp.arizonae</i>	CIT
76141	<i>Salmonella sp.subsp.arizonae</i>	NONE
	<i>Salmonella sp.subsp.choleraesuis</i>	NONE
76150	<i>Salmonella sp.subsp.choleraesuis</i>	CIT
	<i>Escherichia coli</i>	H ₂ S, IND
76151	<i>Salmonella sp.subsp.choleraesuis</i>	NONE
	<i>Escherichia coli</i>	H ₂ S, CIT
76201	<i>Salmonella sp.subsp.arizonae</i>	ARA, SOR

ENTEROBACTERIACEAE
ENTEROBACTERIACEAE

Codice numerico Code number	Microrganismo Microorganism	Test atipici Atypical tests
76240	<i>Salmonella sp.subsp.arizonae</i>	ARA, CIT
76241	<i>Salmonella sp.subsp.arizonae</i>	ARA
76251	<i>Salmonella sp.subsp.choleraesuis</i>	LAC, ARA
76300	<i>Salmonella sp.subsp.arizonae</i>	SOR, CIT
76301	<i>Salmonella sp.subsp.arizonae</i>	SOR
76311	<i>Salmonella sp.subsp.cholerasuis</i>	LAC, SOR
76340	<i>Salmonella sp.subsp.arizonae</i>	CIT
76341	<i>Salmonella sp.subsp.arizonae</i> <i>Salmonella sp.subsp.cholerasuis</i>	NONE NONE
76350	<i>Salmonella sp.subsp.cholerasuis</i> <i>Escherichia coli</i>	LAC, CIT H ₂ S, IND
76351	<i>Salmonella sp.subsp.cholerasuis</i> <i>Escherichia coli</i>	LAC H ₂ S, CIT
77000	<i>Edwarsiella tarda</i>	NONE
77040	<i>Edwarsiella tarda</i>	SOR
77041	<i>Salmonella sp.subsp.arizonae</i> <i>Salmonella sp.subsp.choleraesuis</i>	IND, ARA IND, ARA
77051	<i>Salmonella sp.subsp.choleraesuis</i>	IND, ARA
77100	<i>Edwarsiella tarda</i>	ARA
77101	<i>Salmonella sp.subsp.arizonae</i> <i>Salmonella sp.subsp.choleraesuis</i>	IND, SOR IND, SOR
77111	<i>Salmonella sp.subsp.choleraesuis</i>	IND, SOR
77140	<i>Escherichia coli</i> <i>Edwarsiella tarda</i> <i>Salmonella sp.subsp.choleraesuis</i> <i>Salmonella sp.subsp.arizonae</i>	H ₂ S, LAC ARA, SOR IND, CIT IND, CIT

ENTEROBACTERIACEAE
ENTEROBACTERIACEAE

Codice numerico Code number	Microrganismo Microorganism	Test atipici Atypical tests
77141	<i>Salmonella sp.subsp.arizonae</i>	IND
	<i>Salmonella sp.subsp.choleraesuis</i>	IND
77150	<i>Salmonella sp.subsp.choleraesuis</i>	IND, CIT
	<i>Escherichia coli</i>	H ₂ S, LAC
77151	<i>Salmonella sp.subsp.choleraesuis</i>	IND
77240	<i>Escherichia coli</i>	H ₂ S, ARA
77241	<i>Salmonella sp.subsp.arizonae</i>	IND, ARA
77250	<i>Escherichia coli</i>	H ₂ S, ARA
77300	<i>Escherichia coli</i>	H ₂ S, SOR
77301	<i>Salmonella sp.subsp.arizonae</i>	IND, SOR
77310	<i>Escherichia coli</i>	H ₂ S, SOR
77340	<i>Escherichia coli</i>	H ₂ S
77341	<i>Salmonella sp.subsp.arizonae</i>	IND
77342	<i>Escherichia coli</i>	H ₂ S, URE
77344	<i>Escherichia coli</i>	H ₂ S, PA
77350	<i>Escherichia coli</i>	H ₂ S
77351	<i>Salmonella sp.subsp.choleraesuis</i>	IND, LAC
	<i>Escherichia coli</i>	H ₂ S, CIT
77352	<i>Escherichia coli</i>	H ₂ S, URE
77740	<i>Escherichia coli</i>	H ₂ S, ADO
77750	<i>Escherichia coli</i>	H ₂ S, ADO

**OSSIDASI-NEGATIVI NON FERMENTANTI
OXIDASE - NEGATIVE NON FERMENTERS**

Codice numerico	Microrganismo
Code number	Microorganism
00000	<i>Acinetobacter lwoffii</i> <i>Stenotrophomonas maltophilia</i> <i>Sphingomonas paucimobilis</i>
00001	<i>Burkholderia cepacia</i> <i>Acinetobacter calcoaceticus</i> <i>Acinetobacter lwoffii</i>
00003	<i>Acinetobacter lwoffii</i>
00004	<i>Acinetobacter lwoffii</i>
00005	<i>Acinetobacter lwoffii</i>
00007	<i>Burkholderia cepacia</i>
00100	<i>Acinetobacter calcoaceticus</i>
00101	<i>Acinetobacter calcoaceticus</i> <i>Pseudomonas sp.</i>
00102	<i>Acinetobacter calcoaceticus</i>
00103	<i>Acinetobacter calcoaceticus</i>
00300	<i>Acinetobacter calcoaceticus</i>
00301	<i>Acinetobacter calcoaceticus</i>
00303	<i>Acinetobacter calcoaceticus</i>
00751	<i>Acinetobacter calcoaceticus</i>
10000	<i>Stenotrophomonas maltophilia</i>
10001	<i>Stenotrophomonas maltophilia</i>
10002	<i>Stenotrophomonas maltophilia</i>
10003	<i>Stenotrophomonas maltophilia</i>

ENTEROBACTERIACEAE (metodo senza VP)

ENTEROBACTERIACEAE (method without VP)

Codice numerico Code number	Microorganismo Microorganism	Test atipici Atypical test
20000	Shigella serogroups A, B or C Pantoea (Ent.) agglomerans (complex) Yersinia pseudotuberculosis *	NONE ARA - URE -
20001	Ewingella americana * Cedecea lapagei * Cedecea sp. 3 * Pantoea (Ent.) agglomerans (complex)	NONE NONE NONE ARA
20003	Yersinia pseudotuberculosis *	CIT +
20004	Tatumella ptyseos *	NONE
20005	Providencia stuartii	IND -
20006	Proteus penneri	NONE
20007	Providencia stuartii	IND
20010	Shigella serogroups A, B or C	DUL+
20020	Serratia marcescens biogp. 1 * Shigella serogroups A, B or C	NONE SOR +
20021	Cedecea neteri * Cedecea sp. 5 *	NONE NONE
20022	Serratia marcescens biogp1	NONE
20030	Shigella serogroups A, B or C	DUL +
20040	Shigella serogroups A, B or C Shigella sonnei Pantoea (Ent.) agglomerans (complex) Yersinia pestis * Yersinia pseudotuberculosis * Klebsiella ozaenae	NONE ORN + NONE NONE URE - ADO -
20041	Pantoea (Ent.) agglomerans (complex) Enterobacter amnigenus biogp1 *	NONE NONE
20042	Yersinia pseudotuberculosis * Pantoea (Ent.) agglomerans (complex)	NONE URE +
20043	Pantoea (Ent.) agglomerans (complex) Yersinia pseudotuberculosis *	URE + CIT +
20044	Pantoea (Ent.) agglomerans (complex)	PA +
20045	Pantoea (Ent.) agglomerans (complex)	PA +

ENTEROBACTERIACEAE (metodo senza VP)

ENTEROBACTERIACEAE (method without VP)

Codice numerico	Microorganismo	Test atipici
Code number	Microorganism	Atypical test
20050	Shigella serogroups A, B or C Pantoea (Ent.) agglomerans (complex)	DUL + DUL +
20051	Pantoea (Ent.) agglomerans (complex)	DUL +
20060	Yersinia pestis * Shigella serogroups A, B or C Escherichia coli (AD) * Pantoea (Ent.) agglomerans (complex) Klebsiella ozaenae Yersinia enterocolitica Note. Y. enterocolitica urea positive after additional 24 hr/room temperature incubation.	NONE SOR + IND - SOR + ADO - ORN -
20061	Serratia ficaria * Pantoea (Ent.) agglomerans (complex) Citrobacter freundii	NONE SOR + H2S -
20062	Yersinia enterocolitica	ORN -
20063	Citrobacter freundii	H2S -
20070	Salmonella Paratyphi A * Escherichia coli (AD) *	ORN -
20071	Citrobacter freundii	H2S -
20073	Citrobacter freundii	H2S -
20100	Pantoea (Ent.) agglomerans (complex)	ARA -
20101	Cedecea lapagei * Ewingella americana * Pantoea (Ent.) agglomerans (complex)	NONE NONE ARA -
20121	Cedecea neteri *	NONE
20140	Pantoea (Ent.) agglomerans (complex) Serratia plymuthica * Enterobacter amnigenus *	NONE NONE NONE
20141	Serratia plymuthica * Enteric group 59 * Enterobacter amnigenus biogp. 1 * Pantoea (Ent.) agglomerans (complex) Enterobacter sakazakii	NONE NONE NONE NONE ORN -
20142	Pantoea (Ent.) agglomerans (complex)	URE +
20143	Pantoea (Ent.) agglomerans (complex)	URE +

ENTEROBACTERIACEAE (metodo senza VP)

ENTEROBACTERIACEAE (method without VP)

Codice numerico Code number	Microorganismo Microorganism	Test atipici Atypical test
20144	Pantoea (Ent.) agglomerans (complex)	PA +
20145	Enteric groups 59 * Pantoea (Ent.) agglomerans (complex) Enterobacter sakazakii	NONE PA + ORN -
20150	Pantoea (Ent.) agglomerans (complex)	DUL +
20151	Pantoea (Ent.) agglomerans (complex)	DUL +
20160	Serratia plymuthica * Pantoea (Ent.) agglomerans (complex)	NONE SOR -
20161	Serratia plymuthica * Citrobacter freundii Enterobacter cloacae Pantoea (Ent.) agglomerans (complex)	NONE H2S - ORN + SOR -
20163	Enterobacter cloacae Citrobacter freundii	ORN + H2S -
20171	Citrobacter freundii	H2S -
20173	Citrobacter freundii	H2S -
20200	Klebsiella ozaenae	ARA -
20205	Providencia alcalifaciens	IND -
20207	Providencia rettgeri	IND -
20220	Serratia marcescens biogpl Klebsiella ozaenae	NONE ARA -
20240	Klebsiella ozaenae Pantoea (Ent.) agglomerans (complex)	NONE ADO -
20241	Pantoea (Ent.) agglomerans (complex) Klebsiella ozaenae	ADO + CIT +
20242	Klebsiella ozaenae	URE+
20250	Klebsiella ozaenae	DUL+
20260	Klebsiella ozaenae Klebsiella rhinoscleromatis *	NONE NONE
20261	Klebsiella ozaenae	CIT +
20262	Klebsiella ozaenae	URE +

ENTEROBACTERIACEAE (metodo senza VP)

ENTEROBACTERIACEAE (method without VP)

Codice numerico	Microorganismo	Test atipici
Code number	Microorganism	Atypical test
20270	Klebsiella ozaenae	DUL +
20301	Moellerella wisconsensis *	NONE
20340	Pantoea (Ent.) agglomerans (complex) Klebsiella ozaenae	ADO + LAC +
20341	Serratia rubidaea * Pantoea (Ent.) agglomerans (complex)	NONE ADO +
20360	Klebsiella ozaenae	LAC +
20361	Enterobacter cloacae	ORN -
20363	Enterobacter cloacae Klebsiella pneumoniae	ORN - LYS -
20373	Klebsiella pneumoniae	LYS -
20400	Shigella serogroups A, B or C	NONE
20401	Providencia stuartii	PA -
20403	Providencia stuartii	PA -
20404	Providencia rustigianii Providencia stuartii	NONE CIT -
20405	Providencia stuartii Providencia alcalifaciens	NONE ADO -
20406	Proteus vulgaris Morganella morganii Providencia stuartii	H ₂ S - ORN - PA -
20407	Providencia stuartii	NONE
20410	Shigella serogroups A, B or C	DUL +
20420	Shigella serogroups A, B or C Escherichia coli (AD)	SOR + ARA +
20425	Providencia stuartii	SOR +
20427	Providencia stuartii	SOR +
20430	Escherichia coli (AD)	ARA -
20440	Shigella serogroups A, B or C Escherichia coli (AD) * Pantoea (Ent.) agglomerans (complex)	NONE SOR - IND +

ENTEROBACTERIACEAE (metodo senza VP)

ENTEROBACTERIACEAE (method without VP)

Codice numerico Code number	Microorganismo Microorganism	Test atipici Atypical test
20441	Pantoea (Ent.) agglomerans (complex)	IND +
20445	Providencia stuartii	ARA +
20447	Providencia stuartii	ARA +
20450	Escherichia coli (AD) * Shigella serogroups A, B or C	SOR - DUL +
20460	Escherichia coli (AD) * Shigella serogroups A, B or C Yersinia enterocolitica Y. enterocolitica urea positive after additional 24 hr/room temperature incubation	NONE SOR + ORN -
20461	Escherichia coli (AD) *	CIT +
20462	Escherichia coli (AD) * Yersinia enterocolitica	URE + ORN -
20463	Citrobacter amalonaticus	ORN -
20470	Escherichia coli (AD) *	NONE
20471	Escherichia coli (AD) *	CIT +
20472	Escherichia coli (AD) *	URE +
20505	Providencia stuartii	LAC +
20507	Providencia stuartii	LAC +
20540	Pantoea (Ent.) agglomerans (complex)	IND +
20541	Pantoea (Ent.) agglomerans (complex)	IND +
20560	Escherichia coli	LYS -
20563	Citrobacter amalonaticus	ORN -
20570	Escherichia coli	LYS -
20601	Providencia alcalifaciens	PA -
20603	Providencia rettgeri	PA -
20604	Providencia alcalifaciens	CIT -
20605	Providencia alcalifaciens Providencia stuartii Providencia rettgeri	NONE ADO + URE +

ENTEROBACTERIACEAE (metodo senza VP)

ENTEROBACTERIACEAE (method without VP)

Codice numerico	Microorganismo	Test atipici
Code number	Microorganism	Atypical test
20606	Providencia rettgeri	CIT -
20607	Providencia rettgeri Providencia stuartii	NONE ADO +
20625	Providencia alcalifaciens	SOR +
20627	Providencia rettgeri	SOR +
20645	Providencia alcalifaciens	ARA +
20660	Escherichia coli (AD) *	ADO +
20663	Citrobacter koseri	ORN -
20670	Escherichia coli (AD) *	ADO -
20673	Citrobacter koseri	ORN -
20707	Providencia rettgeri	LAC +
20750	Leclercia adecarboxylata *	NONE
20752	Leclercia adecarboxylata *	NONE
20763	Citrobacter koseri Klebsiella oxytoca	ORN - LYS -
20773	Citrobacter koseri Klebsiella oxytoca	ORN - LYS -
21002	Proteus penneri	NONE
21006	Proteus penneri Proteus vulgaris Proteus mirabilis	NONE IND - ORN -
21007	Proteus myxofaciens* Proteus mirabilis	NONE ORN -
21020	Salmonella Typhi	LYS-
21021	Citrobacter freundii	ARA -
21023	Citrobacter freundii	ARA -
21031	Citrobacter freundii	ARA -
21033	Citrobacter freundii	ARA -
21041	Citrobacter freundii	SOR -

ENTEROBACTERIACEAE (metodo senza VP)**ENTEROBACTERIACEAE (method without VP)**

Codice numerico	Microorganismo	Test atipici
Code number	Microorganism	Atypical test
21043	Citrobacter freundii	SOR -
21050	Salmonella gallinarum	LYS -
21051	Citrobacter freundii	SOR -
21053	Citrobacter freundii	SOR -
21060	Citrobacter freundii	CIT -
21061	Citrobacter freundii	NONE
21062	Citrobacter freundii	CIT -
21063	Citrobacter freundii	NONE
21070	Citrobacter freundii	CIT -
21071	Citrobacter freundii	NONE
21072	Citrobacter freundii	CIT -
21073	Citrobacter freundii	NONE
21121	Citrobacter freundii	ARA -
21123	Citrobacter freundii	ARA -
21131	Citrobacter freundii	ARA -
21133	Citrobacter freundii	ARA -
21141	Citrobacter freundii	SOR -
21143	Citrobacter freundii	SOR -
21151	Citrobacter freundii	SOR -
21153	Citrobacter freundii	SOR -
21160	Citrobacter freundii	CIT -
21161	Citrobacter freundii	NONE
21162	Citrobacter freundii	CIT -
21163	Citrobacter freundii	NONE
21170	Citrobacter freundii	CIT -
21171	Citrobacter freundii	NONE

ENTEROBACTERIACEAE (metodo senza VP)

ENTEROBACTERIACEAE (method without VP)

Codice numerico	Microorganismo	Test atipici
Code number	Microorganism	Atypical test
21172	Citrobacter freundii	CIT -
21173	Citrobacter freundii	NONE
21402	Proteus vulgaris	PA -
21404	Proteus vulgaris	URE -
21406	Proteus vulgaris	NONE
21407	Proteus vulgaris	CIT +
21460	Escherichia coli (AD) *	H2S +
21461	Citrobacter freundii	IND +
21463	Citrobacter freundii	IND +
21470	Escherichia coli (AD)	H2S +
21471	Citrobacter freundii	IND +
21473	Citrobacter freundii	IND +
21506	Proteus vulgaris	LAC +
21561	Citrobacter freundii	IND +
21563	Citrobacter freundii	IND +
21571	Citrobacter freundii	IND +
21573	Citrobacter freundii	IND +
22000	Yersinia ruckeri *	NONE
	Enteric group 60 *	NONE
	Shigella sonnei	ARA -
	Shigella serogroup C	ORN +
22001	Cedecea davisae *	NONE
22002	Enteric group 60 *	NONE
	Yersinia kristensenii *	NONE
22006	Proteus mirabilis	H2S -
	Morganella morganii	IND -
22007	Proteus mirabilis	H2S -

ENTEROBACTERIACEAE (metodo senza VP)

ENTEROBACTERIACEAE (method without VP)

Codice numerico	Microorganismo	Test atipici
Code number	Microorganism	Atypical test
22020	Yersinia ruckeri *	NONE
	Salmonella choleraesuis	LYS -
	Yersinia enterocolitica	ARA -
	Note: Y. enterocolitica urea positive after additional 24 hr/rm temp. Incubation (25 °C)	
22021	Serratia marcescens	LYS -
22022	Serratia marcescens biogpl	NONE
	Yersinia enterocolitica	ARA -
22023	Serratia marcescens	LYS -
22030	Salmonella Paratyphi A *	ARA -
22040	Shigella sonnei	NONE
	Enteric group 60 *	NONE
	Yersinia kristensenii *	NONE
	Yersinia enterocolitica	SOR -
	Note: Y. enterocolitica urea positive after additional 24 hr/rm temp. Incubation (25 °C)	
22041	Enterobacter cancerogenus *	NONE
	Enterobacter amnigenus bio 1 *	NONE
	Enterobacter sakazakii	LAC -
22042	Enteric group 60 *	NONE
	Yersinia kristensenii *	NONE
	Yersinia enterocolitica	SOR -
22045	Enterobacter sakazakii	LAC -
22050	Salmonella Paratyphi A *	SOR -
22060	Yersinia enterocolitica	NONE
	Salmonella Paratyphi A *	DUL -
	Shigella serogroup C	ORN +
	Shigella sonnei	SOR +
	Note: Y. enterocolitica urea positive after additional 24 hr/rm temp. Incubation	
22061	Enterobacter amnigenus biogp. 2 *	NONE
	Enterobacter asburiae *	NONE
	Serratia liquefaciens	LYS -
	Enterobacter cloacae	LAC -
22062	Yersinia enterocolitica	NONE
22063	Enterobacter asburiae *	NONE
	Enterobacter cloacae	LAC -

ENTEROBACTERIACEAE (metodo senza VP)

ENTEROBACTERIACEAE (method without VP)

Codice numerico	Microorganismo	Test atipici
Code number	Microorganism	Atypical test
22070	Salmonella Paratyphi A *	NONE
22121	Enterobacter cloacae	ARA -
22123	Enterobacter cloacae	ARA -
22140	Enterobacter amnigenus *	NONE
	Enterobacter sakazakii	CIT -
	Shigella sonnei	LAC +
22141	Enterobacter sakazakii	NONE
	Enterobacter amnigenus biogp 1	NONE
	Buttiauxella agrestis	NONE
	Enterobacter cloacae	SOR -
22143	Enterobacter cloacae	SOR -
	Enterobacter sakazakii	URE +
22144	Enterobacter sakazakii	CIT -
22145	Enterobacter sakazakii	NONE
22147	Enterobacter sakazakii	URE +
22151	Enterobacter sakazakii	DUL +
22160	Enterobacter cloacae	CIT -
	Yersinia enterocolitica	LAC -
	Note: Y. enterocolitica urea positive after additional 24 hr/room temp. Incubation	
22161	Enterobacter cloacae	NONE
	Enterobacter amnigenus biogp 2 *	NONE
	Enterobacter asburiae *	NONE
22162	Enterobacter cloacae	CIT -
	Yersinia enterocolitica	LAC +
22163	Enterobacter cloacae	NONE
	Enterobacter asburiae *	NONE
22171	Enterobacter cloacae	DUL +
22173	Enterobacter cloacae	DUL +
22220	Serratia marcescens biogp 1 *	NONE
22221	Serratia marcescens	LYS -
22223	Serratia marcescens	LYS -

ENTEROBACTERIACEAE (metodo senza VP)

ENTEROBACTERIACEAE (method without VP)

Codice numerico	Microorganismo	Test atipici
Code number	Microorganism	Atypical test
22240	Klebsiella ozaenae	ORN +
22260	Klebsiella ozaenae	ORN +
22261	Enterobacter cloacae	LAC -
22263	Enterobacter cloacae	LAC -
22321	Enterobacter cloacae	ARA -
22323	Enterobacter cloacae	ARA -
22341	Enterobacter cloacae	SOR -
22343	Enterobacter cloacae	SOR -
22360	Enterobacter cloacae	CIT -
22361	Enterobacter cloacae Enterobacter aerogenes	ADO - LYS -
22362	Enterobacter cloacae	CIT -
22363	Enterobacter cloacae	ADO -
22371	Enterobacter cloacae	DUL +
22372	Enterobacter cloacae	DUL +
22400	Shigella serogroup C	ORN +
22402	Morganella morganii	PA -
22404	Morganella morganii	URE -
22406	Morganella morganii	NONE
22407	Morganella morganii	CIT +
22420	Escherichia coli (AD) * Yersinia enterocolitica Note: Y. enterocolitica urea positive after additional 24 hr/rm temp. Incubation	ARA - ARA -
22422	Yersinia enterocolitica	ARA-
22423	Citrobacter amalonaticus	ARA -
22430	Escherichia coli (AD) *	ARA -

ENTEROBACTERIACEAE (metodo senza VP)

ENTEROBACTERIACEAE (method without VP)

Codice numerico	Microorganismo	Test atipici
Code number	Microorganism	Atypical test
22440	Escherichia hermanii * Shigella serogroup C Yersinia enterocolitica Note: Y. enterocolitica urea positive after additional 24 hr/rm temp. Incubation	NONE ORN + SOR -
22442	Yersinia kristensenii * Yersinia enterocolitica Citrobacter farmeri *	NONE SOR - SOR -
22443	Citrobacter amalonaticus	SOR -
22460	Citrobacter farmeri * Yersinia frederiksenii * Yersinia enterocolitica Escherichia coli (AD) * Note: Y. enterocolitica urea positive after additional 24 hr/rm temp. Incubation	NONE NONE NONE ORN +
22461	Citrobacter amalonaticus	URE -
22462	Yersinia intermedia Yersinia enterocolitica Yersinia frederiksenii * Citrobacter farmeri *	NONE NONE NONE NONE
22463	Citrobacter amalonaticus Citrobacter koseri *	NONE ADO -
22470	Escherichia coli (AD) *	ORN +
22473	Citrobacter koseri *	ADO -
22506	Morganella morganii	LAC +
22523	Citrobacter amalonaticus	ARA -
22540	Escherichia hermanii *	NONE
22541	Kluyvera cryocrescens * Enterobacter sakazakii	NONE IND +
22543	Citrobacter amalonaticus	SOR -
22545	Enterobacter sakazakii	IND +
22560	Yersinia frederiksenii * Escherichia coli Yersinia enterocolitica Note: Y. enterocolitica urea positive after additional 24 hr/rm temp. Incubation	NONE LYS - LAC+

ENTEROBACTERIACEAE (metodo senza VP)

ENTEROBACTERIACEAE (method without VP)

Codice numerico	Microorganismo	Test atipici
Code number	Microorganism	Atypical test
22561	Kluyvera cryocrescens *	NONE
	Citrobacter amalonaticus	URE -
22562	Yersinia intermedia	NONE
	Yersinia frederiksenii *	NONE
	Yersinia enterocolitica	LAC +
	Citrobacter amalonaticus	CIT -
22563	Citrobacter amalonaticus	NONE
	Citrobacter koseri	ADO -
22570	Escherichia coli	LYS -
22573	Citrobacter koseri *	ADO -
22605	Providencia alcalifaciens	ORN +
22623	Citrobacter koseri *	ARA -
22633	Citrobacter koseri *	ARA -
22643	Citrobacter koseri *	SOR -
22653	Citrobacter koseri *	SOR -
22661	Citrobacter koseri *	URE -
22662	Citrobacter koseri *	CIT -
22663	Citrobacter koseri *	NONE
22671	Citrobacter koseri *	URE -
22672	Citrobacter koseri *	CIT -
22673	Citrobacter koseri *	NONE
22723	Citrobacter koseri *	ARA -
22733	Citrobacter koseri *	ARA -
22743	Citrobacter koseri *	SOR -
22753	Citrobacter koseri *	SOR -
22761	Citrobacter koseri *	URE -
22762	Citrobacter koseri *	CIT -
22763	Citrobacter koseri *	NONE
	Raoultella (Klebsiella) ornithinolytica *	NONE

ENTEROBACTERIACEAE (metodo senza VP)

ENTEROBACTERIACEAE (method without VP)

Codice numerico	Microorganismo	Test atipici
Code number	Microorganism	Atypical test
22771	Citrobacter koseri *	URE -
22772	Citrobacter koseri *	CIT -
22773	Citrobacter koseri *	NONE
23002	Proteus mirabilis	PA -
23003	Proteus mirabilis	PA -
23004	Proteus mirabilis	URE -
23005	Proteus mirabilis	URE -
23006	Proteus mirabilis	NONE
23007	Proteus mirabilis	NONE
23020	Salmonella choleraesuis	LYS -
23061	Citrobacter freundii	ORN +
23063	Citrobacter freundii	ORN +
23070	Salmonella Paratyphi A *	H2S +
23071	Salmonella sp. Citrobacter freundii	LYS - ORN +
23073	Citrobacter freundii	ORN +
23106	Proteus mirabilis	LAC +
23107	Proteus mirabilis	LAC +
23161	Citrobacter freundii	ORN +
23163	Citrobacter freundii	ORN +
23171	Citrobacter freundii	ORN +
23173	Citrobacter freundii	ORN +
23406	Morganella morganii Proteus mirabilis	H2S + IND +
23407	Proteus mirabilis	IND +
24000	Edwardsiella ictaluri * Hafnia alvei biogp 1 *	NONE NONE

ENTEROBACTERIACEAE (metodo senza VP)**ENTEROBACTERIACEAE (method without VP)**

Codice numerico	Microorganismo	Test atipici
Code number	Microorganism	Atypical test
24020	Serratia marcescens biogp 1 * Salmonella Typhi	NONE H2S -
24021	Serratia marcescens	ORN -
24022	Serratia marcescens biogp 1 *	NONE
24023	Serratia marcescens	ORN -
24040	Escherichia vulneris Klebsiella ozaenae Hafnia alvei *	NONE ADO - ORN -
24060	Escherichia coli (AD) * Klebsiella ozaenae	IND - ADO -
24061	Serratia liquefactions	ORN -
24070	Escherichia coli (AD) *	IND -
24160	Escherichia coli	IND -
24161	Serratia odorifera biogp. 2 *	NONE
24163	Klebsiella pneumoniae	ADO -
24170	Escherichia coli	IND -
24173	Klebsiella pneumoniae	ADO -
24200	Klebsiella ozaenae	ARA -
24220	Serratia marcescens biogp 1 * Klebsiella ozaenae	NONE ARA -
24221	Serratia marcescens	ORN -
24223	Serratia marcescens	ORN -
24240	Klebsiella ozaenae	NONE
24241	Klebsiella ozaenae	CIT +
24242	Klebsiella ozaenae	URE +
24250	Klebsiella ozaenae	DUL +
24260	Klebsiella ozaenae	NONE
24261	Klebsiella ozaenae	CIT +

ENTEROBACTERIACEAE (metodo senza VP)

ENTEROBACTERIACEAE (method without VP)

Codice numerico	Microrganismo	Test atipici
Code number	Microorganism	Atypical test
24262	Klebsiella ozaenae	URE +
24263	Klebsiella pneumoniae	LAC -
24270	Klebsiella ozaenae	DUL +
24273	Klebsiella pneumoniae	LAC -
24323	Klebsiella pneumoniae	ARA -
24333	Klebsiella pneumoniae	ARA -
24340	Klebsiella ozaenae	LAC +
24341	Serratia rubidaea *	NONE
24343	Klebsiella pneumoniae	SOR -
24353	Klebsiella pneumoniae	SOR -
24360	Klebsiella ozaenae	LAC +
24361	Serratia odorifera biogp. 2 *	NONE
	Klebsiella pneumoniae	URE -
	Enterobacter aerogenes	ORN -
24362	Klebsiella pneumoniae	CIT -
24363	Klebsiella pneumoniae	NONE
24371	Klebsiella pneumoniae	URE -
24372	Klebsiella pneumoniae	CIT -
24373	Klebsiella pneumoniae	NONE
24420	Escherichia coli (AD) *	ARA -
24430	Escherichia coli (AD) *	ARA -
24440	Escherichia coli (AD) *	SOR -
24450	Escherichia coli (AD) *	SOR -
24460	Escherichia coli (AD) *	NONE
24461	Escherichia coli (AD) *	CIT +
24462	Escherichia coli (AD) *	URE +
24470	Escherichia coli (AD) *	NONE

ENTEROBACTERIACEAE (metodo senza VP)**ENTEROBACTERIACEAE (method without VP)**

Codice numerico	Microrganismo	Test atipici
Code number	Microorganism	Atypical test
24471	Escherichia coli (AD) *	CIT +
24472	Escherichia coli (AD) *	URE +
24520	Escherichia coli	ARA -
24530	Escherichia coli	ARA -
24540	Escherichia coli	SOR -
24550	Escherichia coli	SOR -
24560	Escherichia coli	NONE
24561	Serratia odorifera biogp. 2 *	NONE
	Escherichia coli	CIT +
24562	Escherichia coli	URE +
24563	Klebsiella oxytoca	ADO -
24564	Escherichia coli	PA +
24570	Escherichia coli	NONE
24571	Escherichia coli	CIT +
24572	Escherichia coli	URE +
24573	Klebsiella oxytoca	ADO -
24660	Escherichia coli (AD) *	ADO +
24670	Escherichia coli (AD) *	ADO +
24723	Klebsiella oxytoca	ARA -
24733	Klebsiella oxytoca	ARA -
24743	Klebsiella oxytoca	SOR -
24753	Klebsiella oxytoca	SOR -
24760	Escherichia coli	ADO +
24761	Serratia odorifera biogp. 2 *	NONE
	Klebsiella oxytoca	URE -
24762	Klebsiella oxytoca	CIT -
24763	Klebsiella oxytoca	NONE

ENTEROBACTERIACEAE (metodo senza VP)

ENTEROBACTERIACEAE (method without VP)

Codice numerico	Microrganismo	Test atipici
Code number	Microorganism	Atypical test
24767	<i>Klebsiella oxytoca</i>	PA +
24770	<i>Escherichia coli</i>	ADO +
24771	<i>Klebsiella oxytoca</i>	URE -
24772	<i>Klebsiella oxytoca</i>	CIT -
24773	<i>Klebsiella oxytoca</i>	NONE
25000	<i>Salmonella Typhi</i>	SOR -
25010	<i>Salmonella gallinarum</i>	ARA -
25020	<i>Salmonella Typhi</i>	NONE
25040	<i>Salmonella gallinarum</i> *	DUL -
	<i>Salmonella pullorum</i> *	ORN -
25050	<i>Salmonella gallinarum</i> *	NONE
25060	<i>Salmonella Typhi</i>	ARA +
25061	<i>Salmonella</i> subgp IIIa (<i>Arizonae</i>) *	ORN -
25071	<i>Salmonella</i> sp.	ORN -
25120	<i>Salmonella Typhi</i>	LAC +
25460	<i>Escherichia coli</i> (AD) *	H2S +
25470	<i>Escherichia coli</i> (AD) *	H2S +
25560	<i>Escherichia coli</i>	H2S +
25570	<i>Escherichia coli</i>	H2S +
26000	<i>Yersinia ruckeri</i> *	NONE
	<i>Edwardsiella hoshinae</i> *	NONE
	<i>Edwardsiella ictaluri</i> *	NONE
	<i>Obesumbacterium proteus</i> *	NONE
	<i>Hafnia alvei</i> biogp 1 *	NONE
	<i>Hafnia alvei</i> *	ARA -
	<i>Salmonella choleraesuis</i>	SOR -
26001	<i>Serratia marcescens</i>	SOR -
26003	<i>Serratia marcescens</i>	SOR -

ENTEROBACTERIACEAE (metodo senza VP)

ENTEROBACTERIACEAE (method without VP)

Codice numerico	Microorganismo	Test atipici
Code number	Microorganism	Atypical test
26020	Yersinia ruckeri *	NONE
	Salmonella choleraesuis	NONE
	Serratia marcescens biogp. 1 *	NONE
	Serratia marcescens	CIT -
26021	Serratia marcescens	NONE
	Serratia liquefaciens	ARA -
26022	Serratia marcescens biogp. 1 *	NONE
	Serratia marcescens	CIT -
26023	Serratia marcescens	NONE
26030	Salmonella choleraesuis	DUL +
26040	Hafnia alvei *	NONE
	Escherichia blattae *	NONE
26041	Escherichia blattae *	NONE
	Yokenella regensburgei *	NONE
	Hafnia alvei *	CIT +
	Serratia liquefaciens	SOR -
26042	Hafnia alvei *	URE +
26043	Enterobacter gergoviae *	NONE
26050	Hafnia alvei *	DUL +
26060	Serratia liquefaciens	CIT -
26061	Serratia liquefaciens	NONE
	Serratia odorifera biogp 1	NONE
26063	Serratia liquefaciens	URE +
26071	Enteric group 58 *	NONE
	Salmonella sp.	H2S -
26073	Enteric group 58 *	NONE
26121	Serratia marcescens	LAC +
26123	Serratia marcescens	LAC +
26140	Hafnia alvei *	LAC +
26143	Enterobacter gergoviae *	NONE
26160	Escherichia coli	IND -

ENTEROBACTERIACEAE (metodo senza VP)

ENTEROBACTERIACEAE (method without VP)

Codice numerico	Microorganismo	Test atipici
Code number	Microorganism	Atypical test
26161	Serratia odorifera biogp 1 *	NONE
	Serratia liquefaciens	LAC +
	Enterobacter aerogenes	ADO -
26170	Escherichia coli	IND -
26173	Enteric group 58 *	NONE
26201	Serratia marcescens	SOR -
26203	Serratia marcescens	SOR -
26220	Serratia marcescens biogp. 1 *	NONE
	Serratia marcescens	CIT -
26221	Serratia marcescens	NONE
26222	Serratia marcescens	CIT -
26223	Serratia marcescens	NONE
26240	Klebsiella ozaenae	ORN +
26260	Klebsiella ozaenae	ORN +
26261	Serratia odorifera biogp. 1 *	NONE
	Enterobacter aerogenes	LAC -
	Serratia liquefaciens	ADO +
26321	Serratia marcescens	LAC +
26323	Serratia marcescens	LAC +
26341	Enterobacter aerogenes	SOR -
26360	Enterobacter aerogenes	CIT -
26361	Enterobacter aerogenes	NONE
	Serratia odorifera biogp. 1 *	NONE
26363	Enterobacter aerogenes	URE +
26371	Serratia fonticola *	NONE
	Enterobacter aerogenes	DUL +
26402	Morganella morganii biogp. 1 *	NONE
26406	Morganella morganii biogp. 1 *	NONE
26421	Serratia marcescens	IND +

ENTEROBACTERIACEAE (metodo senza VP)

ENTEROBACTERIACEAE (method without VP)

Codice numerico Code number	Microrganismo Microorganism	Test atipici Atypical test
26423	Serratia marcescens	IND +
26440	Edwardsiella tarda biogp. 1 *	NONE
26460	Escherichia coli (AD) *	ORN +
26461	Serratia odorifera biogp 1 * Serratia liquefaciens	NONE IND +
26470	Escherichia coli (AD) *	ORN +
26520	Escherichia coli	ARA -
26530	Escherichia coli	ARA -
26540	Escherichia coli	SOR +
26541	Kluyvera ascorbata * Kluyvera cryocrescens *	NONE NONE
26550	Escherichia coli	SOR -
26551	Kluyvera ascorbata *	NONE
26560	Escherichia coli	NONE
26561	Kluyvera ascorbata * Kluyvera cryocrescens * Serratia odorifera biogp. 1 * Escherichia coli	NONE NONE NONE CIT +
26562	Escherichia coli	URE +
26564	Escherichia coli	PA +
26570	Escherichia coli	NONE
26571	Kluyvera ascorbata * Escherichia coli	NONE CIT +
26572	Escherichia coli	URE +
26621	Serratia marcenscens	IND +
26623	Serratia marcenscens	IND +
26640	Escherichia fergusonii *	NONE
26650	Escherichia fergusonii *	NONE
26661	Serratia odorifera biogp. 1 *	NONE

ENTEROBACTERIACEAE (metodo senza VP)

ENTEROBACTERIACEAE (method without VP)

Codice numerico Code number	Microorganismo Microorganism	Test atipici Atypical test
26760	Escherichia coli	ADO +
26761	Serratia odorifera biogp. 1 *	NONE
26763	Klebsiella oxytoca	ORN +
26770	Escherichia coli	ADO +
26773	Klebsiella oxytoca	ORN +
27000	Salmonella choleraesuis	SOR -
27020	Salmonella choleraesuis	NONE
27021	Salmonella choleraesuis	CIT + ARA -
27030	Salmonella choleraesuis	DUL +
27031	Salmonella sp.	ARA -
27040	Salmonella pullorum *	NONE
27041	Salmonella subgp IIIa (Arizonae) *	SOR -
27051	Salmonella sp.	SOR -
27060	Salmonella subgp IIIa (Arizonae) * Salmonella pullorum	CIT - SOR +
27061	Salmonella subgp IIIa (Arizonae) * Salmonella sp.	NONE DUL -
27070	Salmonella sp.	CIT -
27071	Salmonella sp.	NONE
27073	Salmonella sp.	URE +
27121	Salmonella subgp IIIb (Diarizonae) *	ARA -
27141	Salmonella subgp IIIb (Diarizonae) *	SOR -
27160	Salmonella subgp IIIb (Diarizonae) *	CIT -
27161	Salmonella subgp IIIb (Diarizonae) *	NONE
27171	Salmonella sp. Salmonella subgp IIIb (Diarizonae) *	LAC + DUL +
27400	Edwardsiella tarda	NONE

ENTEROBACTERIACEAE (metodo senza VP)

ENTEROBACTERIACEAE (method without VP)

Codice numerico	Microorganismo	Test atipici
Code number	Microorganism	Atypical test
27402	Morganella morganii biogp. 1 *	NONE
27406	Morganella morganii biogp. 1 *	NONE
27461	Salmonella subgp IIIa (Arizonae)	IND +
27471	Salmonella sp.	IND +
27560	Escherichia coli	H2S +
27570	Escherichia coli	H2S +
30000	Shigella serogroups A, B or C	GAS +
30001	Cedecea lapagei *	NONE
	Cedecea sp.3 *	NONE
30002	Proteus penneri	NONE
30006	Proteus penneri	NONE
30021	Cedecea neteri *	NONE
30040	Shigella serogroups A, B or C	GAS +
	Pantoea (Ent.) agglomerans (complex)	GAS +
	Klebsiella ozaenae	ADO -
30041	Enterobacter amnigenus biogp. 1 *	NONE
	Pantoea (Ent.) agglomerans (complex)	GAS +
30060	Klebsiella ozaenae	ADO -
30061	Citrobacter freundii	H2S -
30063	Citrobacter freundii	H2S -
30070	Salmonella Paratyphi A *	ORN -
30071	Citrobacter freundii	H2S -
30073	Citrobacter freundii	H2S -
30101	Cedecea lapagei *	NONE
30121	Cedecea neteri *	NONE
30140	Serratia plymuthica *	NONE
	Enterobacter amnigenus biogp. 1 *	NONE
	Pantoea (Ent.) agglomerans (complex)	GAS +

ENTEROBACTERIACEAE (metodo senza VP)**ENTEROBACTERIACEAE (method without VP)**

Codice numerico	Microorganismo	Test atipici
Code number	Microorganism	Atypical test
30141	Serratia plymuthica *	NONE
	Enteric group 59 *	NONE
	Enterobacter amnigenus biogp. 1 *	NONE
	Pantoea (Ent.) agglomerans (complex)	GAS +
	Enterobacter sakazakii	ORN -
30145	Enteric group 59 *	NONE
	Enterobacter sakazakii	ORN -
30160	Serratia plymuthica *	NONE
30161	Serratia plymuthica *	NONE
	Enterobacter cloacae	ORN -
	Citrobacter freundii	H2S -
30163	Enterobacter cloacae	ORN -
	Citrobacter freundii	H2S -
30171	Citrobacter freundii	H2S -
30173	Citrobacter freundii	H2S -
30200	Klebsiella ozaenae	ARA -
30205	Providencia alcalifaciens	IND -
30220	Klebsiella ozaenae	ARA -
30240	Klebsiella ozaenae	NONE
30241	Klebsiella ozaenae	CIT +
30242	Klebsiella ozaenae	URE +
30250	Klebsiella ozaenae	DUL +
30260	Klebsiella ozaenae	SOR +
30261	Klebsiella ozaenae	CIT +
30262	Klebsiella ozaenae	URE +
30270	Klebsiella ozaenae	DUL +
30340	Klebsiella ozaenae	LAC +
30360	Klebsiella ozaenae	LAC +
30361	Enterobacter cloacae	ORN -

ENTEROBACTERIACEAE (metodo senza VP)**ENTEROBACTERIACEAE (method without VP)**

Codice numerico	Microorganismo	Test atipici
Code number	Microorganism	Atypical test
30363	Klebsiella pneumoniae Enterobacter cloacae	LYS - ORN -
30373	Klebsiella pneumoniae	LYS -
30405	Providencia alcalifaciens	ADO -
30406	Proteus vulgaris Morganella morganii	H2S - ORN -
30440	Shigella serogroups A, B or C	GAS +
30460	Escherichia coli (AD)	GAS +
30463	Citrobacter amalonaticus	ORN -
30470	Escherichia coli (AD) *	GAS +
30560	Escherichia coli	LYS -
30563	Citrobacter amalonaticus	ORN -
30570	Escherichia coli	LYS -
30563	Citrobacter amalonaticus	ORN -
30570	Escherichia coli	LYS -
30601	Providencia alcalifaciens	PA -
30604	Providencia alcalifaciens	CIT -
30605	Providencia alcalifaciens	NONE
30607	Providencia rettgeri	GAS +
30625	Providencia alcalifaciens	SOR +
30645	Providencia alcalifaciens	ARA +
30663	Citrobacter koseri *	ORN -
30673	Citrobacter koseri *	ORN -
30750	Leclercia adecarboxylata *	NONE
30752	Leclercia adecarboxylata *	NONE
30763	Klebsiella oxytoca Citrobacter koseri *	LYS - ORN -

ENTEROBACTERIACEAE (metodo senza VP)**ENTEROBACTERIACEAE (method without VP)**

Codice numerico Code number	Microorganismo Microorganism	Test atipici Atypical test
30773	Klebsiella oxytoca Citrobacter koseri *	LYS - ORN -
31002	Proteus penneri	NONE
31006	Proteus penneri Proteus vulgaris Proteus mirabilis	NONE IND - ORN -
31007	Proteus myxofaciens* Proteus mirabilis	NONE ORN -
31021	Citrobacter freundii	ARA -
31023	Citrobacter freundii	ARA -
31031	Citrobacter freundii	ARA -
31033	Citrobacter freundii	ARA -
31041	Citrobacter freundii	SOR -
31043	Citrobacter freundii	SOR -
31051	Citrobacter freundii	SOR -
31053	Citrobacter freundii	SOR -
31060	Citrobacter freundii	CIT -
31061	Citrobacter freundii	NONE
31062	Citrobacter freundii	CIT -
31063	Citrobacter freundii	NONE
31070	Citrobacter freundii	CIT -
31071	Citrobacter freundii	NONE
31072	Citrobacter freundii	CIT -
31073	Citrobacter freundii	NONE
31121	Citrobacter freundii	ARA -
31123	Citrobacter freundii	ARA -
31131	Citrobacter freundii	ARA -
31133	Citrobacter freundii	ARA -

ENTEROBACTERIACEAE (metodo senza VP)**ENTEROBACTERIACEAE (method without VP)**

Codice numerico	Microorganismo	Test atipici
Code number	Microorganism	Atypical test
31141	Citrobacter freundii	SOR -
31143	Citrobacter freundii	SOR -
31151	Citrobacter freundii	SOR -
31153	Citrobacter freundii	SOR -
31160	Citrobacter freundii	CIT -
31161	Citrobacter freundii	NONE
31162	Citrobacter freundii	CIT -
31163	Citrobacter freundii	NONE
31170	Citrobacter freundii	CIT -
31171	Citrobacter freundii	NONE
31172	Citrobacter freundii	CIT -
31173	Citrobacter freundii	NONE
31402	Proteus vulgaris	PA -
31404	Proteus vulgaris	URE -
31406	Proteus vulgaris	NONE
31407	Proteus vulgaris	CIT +
31461	Citrobacter freundii	IND +
31463	Citrobacter freundii	IND +
31471	Citrobacter freundii	IND +
31473	Citrobacter freundii	IND +
31506	Proteus vulgaris	LAC+
31561	Citrobacter freundii	IND +
31563	Citrobacter freundii	IND +
31571	Citrobacter freundii	IND +
31573	Citrobacter freundii	IND +
32000	Enteric group 60 *	NONE

ENTEROBACTERIACEAE (metodo senza VP)

ENTEROBACTERIACEAE (method without VP)

Codice numerico	Microorganismo	Test atipici
Code number	Microorganism	Atypical test
32001	Cedecea davisae *	NONE
32002	Enteric group 60 *	NONE
32006	Proteus mirabilis Morganella morganii	H2S - IND -
32007	Proteus mirabilis	H2S -
32020	Salmonella choleraesuis	LYS -
32021	Serratia marcescens	LYS -
32023	Serratia marcescens	LYS -
32030	Salmonella Paratyphi A *	ARA -
32040	Enteric group 60 *	NONE
32041	Enterobacter amnigenus biogp. 1 * Enterobacter cancerogenus * Enterobacter sakazakii	NONE NONE LAC -
32042	Enteric group 60 *	NONE
32045	Enterobacter sakazakii	LAC -
32050	Salmonella Paratyphi A *	SOR -
32060	Salmonella Paratyphi A * Yersinia enterocolitica Note: Y. enterocolitica urea positive after additional 24 hr/ rm temp. incubation	DUL - GAS +
32061	Enterobacter amnigenus biogp. 2 * Enterobacter asburiae * Serratia liquefaciens Enterobacter cloacae	NONE NONE LYS - LAC -
32062	Yersinia enterocolitica	GAS +
32063	Enterobacter asburiae Enterobacter cloacae	NONE LAC -
32070	Salmonella Paratyphi A *	NONE
32121	Enterobacter cloacae	ARA -
32123	Enterobacter cloacae	ARA -

ENTEROBACTERIACEAE (metodo senza VP)

ENTEROBACTERIACEAE (method without VP)

Codice numerico Code number	Microorganismo Microorganism	Test atipici Atypical test
32140	Enterobacter amnigenus biogp. 1* Enterobacter sakazakii	NONE CIT -
32141	Enterobacter sakazakii Enterobacter amnigenus biogp. 1* Buttiauxella agrestis * Enterobacter cloacae	NONE NONE NONE SOR -
32143	Enterobacter cloacae Enterobacter sakazakii	SOR - URE +
32144	Enterobacter sakazakii	CIT -
32145	Enterobacter sakazakii	NONE
32147	Enterobacter sakazakii	URE +
32151	Enterobacter sakazakii	DUL +
32160	Enterobacter cloacae	CIT -
32161	Enterobacter cloacae Enterobacter asburiae * Enterobacter amnigenus biogp. 2 *	NONE NONE NONE
32162	Enterobacter cloacae	CIT -
32163	Enterobacter cloacae Enterobacter asburiae *	NONE NONE
32171	Enterobacter cloacae	DUL +
32173	Enterobacter cloacae	DUL +
32221	Serratia marcescens	LYS -
32223	Serratia marcescens	LYS -
32240	Klebsiella ozaenae	ORN +
32260	Klebsiella ozaenae	ORN +
32261	Enterobacter cloacae	LAC -
32263	Enterobacter cloacae	LAC -
32321	Enterobacter cloacae	ARA -
32323	Enterobacter cloacae	ARA -
32341	Enterobacter cloacae	SOR -

ENTEROBACTERIACEAE (metodo senza VP)

ENTEROBACTERIACEAE (method without VP)

Codice numerico	Microorganismo	Test atipici
Code number	Microorganism	Atypical test
32343	Enterobacter cloacae	SOR -
32360	Enterobacter cloacae	CIT -
32361	Enterobacter cloacae Enterobacter aerogenes	ADO + LYS -
32362	Enterobacter cloacae	CIT -
32363	Enterobacter cloacae	ADO +
32371	Enterobacter cloacae	DUL +
32373	Enterobacter cloacae	DUL +
32402	Morganella morganii	PA -
32404	Morganella morganii	URE -
32406	Morganella morganii	NONE
32407	Morganella morganii	CIT +
32423	Citrobacter amalonaticus	ARA -
32440	Escherichia hermanii *	NONE
32443	Citrobacter amalonaticus	SOR -
32460	Citrobacter farmeri * Yersinia frederiksenii * Yersinia enterocolitica Note: Y. enterocolitica urea positive after additional 24 hr/ rm temp. incubation	NONE NONE GAS +
32462	Citrobacter farmeri * Yersinia intermedia * Yersinia frederiksenii * Yersinia enterocolitica	NONE NONE NONE GAS +
32463	Citrobacter amalonaticus Citrobacter koseri *	NONE ADO -
32473	Citrobacter koseri *	ADO -
32506	Morganella morganii	LAC +
32523	Citrobacter amalonaticus	ARA -
32540	Escherichia hermanii *	NONE

ENTEROBACTERIACEAE (metodo senza VP)

ENTEROBACTERIACEAE (method without VP)

Codice numerico	Microorganismo	Test atipici
Code number	Microorganism	Atypical test
32541	Kluyvera cryocrescens *	NONE
	Enterobacter sakazakii	IND +
32543	Citrobacter amalonaticus	SOR -
32545	Enterobacter sakazakii	IND +
32560	Yersinia frederiksenii *	NONE
	Escherichia coli	LYS -
32561	Kluyvera cryocrescens *	NONE
	Citrobacter amalonaticus	URE -
32562	Yersinia intermedia *	NONE
	Yersinia frederiksenii *	NONE
	Citrobacter amalonaticus	CIT -
32563	Citrobacter amalonaticus	NONE
	Citrobacter koseri *	ADO -
32570	Escherichia coli	LYS -
32573	Citrobacter koseri *	ADO -
32605	Providencia alcalifaciens	ORN +
32623	Citrobacter koseri *	ARA -
32633	Citrobacter koseri *	ARA -
32643	Citrobacter koseri *	SOR -
32653	Citrobacter koseri *	SOR -
32661	Citrobacter koseri *	URE -
32662	Citrobacter koseri *	CIT -
32663	Citrobacter koseri *	NONE
32671	Citrobacter koseri *	URE -
32672	Citrobacter koseri *	CIT -
32673	Citrobacter koseri *	NONE
32723	Citrobacter koseri *	ARA -
32733	Citrobacter koseri *	ARA -
32743	Citrobacter koseri *	SOR -

ENTEROBACTERIACEAE (metodo senza VP)

ENTEROBACTERIACEAE (method without VP)

Codice numerico	Microorganismo	Test atipici
Code number	Microorganism	Atypical test
32753	Citrobacter koseri *	SOR -
32761	Citrobacter koseri *	URE -
32762	Citrobacter koseri *	CIT -
32763	Citrobacter koseri *	NONE
	Raoultella (Klebsiella) ornithinolytica *	NONE
32771	Citrobacter koseri *	URE -
32772	Citrobacter koseri *	CIT -
32773	Citrobacter koseri *	NONE
33002	Proteus mirabilis	PA -
33003	Proteus mirabilis	PA -
33004	Proteus mirabilis	URE -
33005	Proteus mirabilis	URE -
33006	Proteus mirabilis	NONE
33007	Proteus mirabilis	NONE
33020	Salmonella choleraesuis	LYS -
33061	Citrobacter freundii	ORN +
33063	Citrobacter freundii	ORN +
33070	Salmonella Paratyphi A *	H2S +
33071	Citrobacter freundii	ORN +
	Salmonella sp.	LYS -
33073	Citrobacter freundii	ORN +
33106	Proteus mirabilis	LAC +
33107	Proteus mirabilis	LAC +
33161	Citrobacter freundii	ORN +
33163	Citrobacter freundii	ORN +
33171	Citrobacter freundii	ORN +
33173	Citrobacter freundii	ORN +

ENTEROBACTERIACEAE (metodo senza VP)**ENTEROBACTERIACEAE (method without VP)**

Codice numerico Code number	Microorganismo Microorganism	Test atipici Atypical test
33406	Proteus mirabilis Morganella morgani	IND + H ₂ S +
33407	Proteus mirabilis	IND +
34000	Edwardsiella ictaluri *	NONE
34021	Serratia marcescens	ORN -
34023	Serratia marcescens	ORN -
34040	Escherichia vulneris * Klebsiella ozaenae Hafnia alvei *	NONE ADO - ORN -
34060	Klebsiella ozaenae	ADO -
34061	Serratia liquefaciens	ORN -
34160	Escherichia coli	IND -
34163	Klebsiella pneumoniae	ADO -
34170	Escherichia coli	IND -
34173	Klebsiella pneumoniae	ADO -
34200	Klebsiella ozaenae	ARA -
34220	Klebsiella ozaenae	ARA -
34221	Serratia marcescens	ORN -
24223	Serratia marcescens	ORN -
34240	Klebsiella ozaenae	NONE
34241	Klebsiella ozaenae	CIT +
34242	Klebsiella ozaenae	URE +
34250	Klebsiella ozaenae	DUL +
34260	Klebsiella ozaenae	NONE
34261	Klebsiella ozaenae	CIT +
34262	Klebsiella ozaenae	URE +
34263	Klebsiella pneumoniae	LAC -

ENTEROBACTERIACEAE (metodo senza VP)**ENTEROBACTERIACEAE (method without VP)**

Codice numerico Code number	Microorganismo Microorganism	Test atipici Atypical test
34270	<i>Klebsiella ozaenae</i>	DUL +
34273	<i>Klebsiella pneumoniae</i>	LAC -
34323	<i>Klebsiella pneumoniae</i>	ARA -
34333	<i>Klebsiella pneumoniae</i>	ARA -
34340	<i>Klebsiella ozaenae</i>	LAC +
34341	<i>Serratia rubidaea</i> *	NONE
34343	<i>Klebsiella pneumoniae</i>	SOR -
34353	<i>Klebsiella pneumoniae</i>	SOR -
34360	<i>Klebsiella ozaenae</i>	LAC +
34361	<i>Klebsiella pneumoniae</i> <i>Enterobacter aerogenes</i>	URE - ORN -
34362	<i>Klebsiella pneumoniae</i>	CIT -
34363	<i>Klebsiella pneumoniae</i>	NONE
34371	<i>Klebsiella pneumoniae</i>	URE -
34372	<i>Klebsiella pneumoniae</i>	CIT -
34373	<i>Klebsiella pneumoniae</i>	NONE
34460	<i>Escherichia coli</i>	LAC -
34470	<i>Escherichia coli</i>	LAC -
34520	<i>Escherichia coli</i>	ARA -
34530	<i>Escherichia coli</i>	ARA -
34540	<i>Escherichia coli</i>	SOR -
34550	<i>Escherichia coli</i>	SOR -
34560	<i>Escherichia coli</i>	NONE
34561	<i>Escherichia coli</i>	CIT +
34562	<i>Escherichia coli</i>	URE +
34563	<i>Klebsiella oxytoca</i>	ADO +

ENTEROBACTERIACEAE (metodo senza VP)**ENTEROBACTERIACEAE (method without VP)**

Codice numerico	Microrganismo	Test atipici
Code number	Microorganism	Atypical test
34564	Escherichia coli	PA +
34570	Escherichia coli	NONE
34571	Escherichia coli	CIT +
34572	Escherichia coli	URE +
34573	Klebsiella oxytoca	ADO +
34723	Klebsiella oxytoca	ARA -
34733	Klebsiella oxytoca	ARA -
34743	Klebsiella oxytoca	SOR -
34753	Klebsiella oxytoca	SOR -
34760	Escherichia coli	ADO +
34761	Klebsiella oxytoca	URE -
34762	Klebsiella oxytoca	CIT -
34763	Klebsiella oxytoca	NONE
34767	Klebsiella oxytoca	PA +
34770	Escherichia coli	ADO +
34771	Klebsiella oxytoca	URE -
34772	Klebsiella oxytoca	CIT -
34773	Klebsiella oxytoca	NONE
35040	Salmonella pullorum *	ORN -
35061	Salmonella subgp IIIa (Arizonae) *	ORN -
35071	Salmonella sp.	ORN -
35161	Salmonella subgp IIIb (Diarizonae) *	ORN -
35560	Escherichia coli	H2S +
35570	Escherichia coli	H2S +

ENTEROBACTERIACEAE (metodo senza VP)

ENTEROBACTERIACEAE (method without VP)

Codice numerico	Microorganismo	Test atipici
Code number	Microorganism	Atypical test
36000	Edwardsiella ictaluri *	NONE
	Edwardsiella hoshinae *	NONE
	Hafnia alvei*	ARA -
	Salmonella choleraesuis	SOR -
36001	Serratia marcescens	SOR -
36003	Serratia marcescens	SOR -
36020	Salmonella choleraesuis	NONE
	Serratia marcescens	CIT -
36021	Serratia marcescens	NONE
	Serratia liquefaciens	ARA -
36022	Serratia marcescens	CIT -
36023	Serratia marcescens	NONE
36030	Salmonella choleraesuis	DUL +
36040	Hafnia alvei *	NONE
	Escherichia blattae *	NONE
36041	Yokenella regensburgei *	NONE
	Escherichia blattae *	NONE
	Serratia liquefaciens	SOR -
	Hafnia alvei *	CIT +
36042	Hafnia alvei *	URE +
36043	Enterobacter gergoviae *	NONE
36050	Hafnia alvei *	DUL +
36060	Serratia liquefaciens	CIT -
36061	Serratia liquefaciens	NONE
36063	Serratia liquefaciens	URE +
36071	Enteric group 58 *	NONE
	Salmonella sp.	H2S -
36073	Enteric group 58 *	NONE
36121	Serratia marcescens	LAC +
36123	Serratia marcescens	LAC +
36140	Hafnia alvei *	LAC +

ENTEROBACTERIACEAE (metodo senza VP)

ENTEROBACTERIACEAE (method without VP)

Codice numerico	Microorganismo	Test atipici
Code number	Microorganism	Atypical test
36143	Enterobacter gergoviae *	NONE
36160	Escherichia coli	IND -
36161	Serratia liquefaciens Enterobacter aerogenes	LAC + ADO -
36170	Escherichia coli	IND -
36173	Enteric group 58 *	NONE
36201	Serratia marcescens	SOR -
36203	Serratia marcescens	SOR -
36220	Serratia marcescens	CIT -
36221	Serratia marcescens	NONE
36222	Serratia marcescens	CIT -
36223	Serratia marcescens	NONE
36240	Klebsiella ozaenae	ORN +
36260	Klebsiella ozaenae	ORN +
36261	Enterobacter aerogenes Serratia liquefaciens	LAC - ADO +
36321	Serratia marcescens	LAC -
36323	Serratia marcescens	LAC -
36341	Enterobacter aerogenes	SOR -
36360	Enterobacter aerogenes	CIT -
36361	Enterobacter aerogenes	NONE
36363	Klebsiella pneumoniae Enterobacter aerogenes	ORN + URE +
36371	Serratia fonticola * Enterobacter aerogenes	NONE DUL +
36402	Morganella morganii biogp.1 *	NONE
36406	Morganella morganii biogp.1 *	NONE
36421	Serratia marcescens	IND +

ENTEROBACTERIACEAE (metodo senza VP)

ENTEROBACTERIACEAE (method without VP)

Codice numerico	Microrganismo	Test atipici
Code number	Microorganism	Atypical test
36423	<i>Serratia marcescens</i>	IND +
36440	<i>Edwardsiella tarda</i> biogp. 1 *	NONE
36460	<i>Escherichia coli</i>	LAC -
36461	<i>Serratia liquefaciens</i>	IND +
36470	<i>Escherichia coli</i>	LAC +
36520	<i>Escherichia coli</i>	ARA -
36530	<i>Escherichia coli</i>	ARA -
36540	<i>Escherichia coli</i>	SOR -
36541	<i>Kluyvera ascorbata</i> *	NONE
	<i>Kluyvera cryocrescens</i> *	NONE
36550	<i>Escherichia coli</i>	SOR -
36551	<i>Kluyvera ascorbata</i> *	NONE
36560	<i>Escherichia coli</i>	NONE
36561	<i>Kluyvera ascorbata</i> *	NONE
	<i>Kluyvera cryocrescens</i> *	NONE
	<i>Escherichia coli</i>	CIT +
36562	<i>Escherichia coli</i>	URE +
36564	<i>Escherichia coli</i>	PA +
36570	<i>Escherichia coli</i>	NONE
36571	<i>Kluyvera ascorbata</i> *	NONE
	<i>Escherichia coli</i>	CIT +
36572	<i>Escherichia coli</i>	URE +
36621	<i>Serratia marcescens</i>	IND +
36623	<i>Serratia marcescens</i>	IND +
36640	<i>Escherichia fergusonii</i> *	NONE
36650	<i>Escherichia fergusonii</i> *	NONE
36760	<i>Escherichia coli</i>	ADO +
36763	<i>Klebsiella oxytoca</i>	ORN +

ENTEROBACTERIACEAE (metodo senza VP)**ENTEROBACTERIACEAE (method without VP)**

Codice numerico Code number	Microorganismo Microorganism	Test atipici Atypical test
36770	Escherichia coli	ADO +
36773	Klebsiella oxytoca	ORN +
37000	Salmonella choleraesuis	SOR -
37020	Salmonella choleraesuis	NONE
37021	Salmonella choleraesuis Salmonella subgp IIIa (Arizonae) *	CIT + ARA -
37030	Salmonella choleraesuis	DUL +
37031	Salmonella sp.	ARA -
37040	Salmonella pullorum *	NONE
37041	Salmonella subgp IIIa (Arizonae) *	SOR -
37051	Salmonella sp.	SOR -
37060	Salmonella subgp 3A (Arizonae) * Salmonella pullorum	CIT - SOR +
37061	Salmonella subgp IIIa (Arizonae) * Salmonella sp.	NONE DUL -
37070	Salmonella sp.	CIT -
37071	Salmonella sp.	NONE
37073	Salmonella sp.	URE +
37121	Salmonella subgp IIIb (Diarizonae) *	ARA -
37141	Salmonella subgp IIIb (Diarizonae) *	SOR -
37160	Salmonella subgp IIIb (Diarizonae) *	CIT -
37161	Salmonella subgp IIIb (Diarizonae) *	NONE
37171	Salmonella sp. Salmonella subgp IIIb (Diarizonae) *	LAC + CIT -
37400	Edwardsiella tarda *	NONE
37402	Morganella morganii biogp. 1 *	NONE
37406	Morganella morganii biogp. 1 *	NONE
37461	Salmonella subgp IIIa (Arizonae) *	IND +

ENTEROBACTERIACEAE (metodo senza VP)**ENTEROBACTERIACEAE (method without VP)**

Codice numerico	Microorganismo	Test atipici
Code number	Microorganism	Atypical test
37471	Salmonella sp.	IND +
37560	Escherichia coli	H2S +
37570	Escherichia coli	H2S +

OSSIDASI-NEGATIVI NON FERMENTANTI (metodo senza VP)**OXIDASE NEGATIVE NONFERMENTERS (method without VP)**

Codice numerico	Microorganismo	Test atipici
Code number	Microorganism	Atypical tests
00000	Acinetobacter lwoffii Stenotrophomonas maltophilia Sphingomonas paucimobilis	
00001	Burkholderia cepacia Acinetobacter species Acinetobacter lwoffii	
00003	Acinetobacter lwoffii	
00004	Acinetobacter lwoffii	
00005	Acinetobacter lwoffii	
00007	Burkholderia cepacia	
00040	Acinetobacter species	
00041	Acinetobacter species Pseudomonas luteola Pseudomonas oryzihabitans	
00042	Acinetobacter species	
00043	Acinetobacter species	
00140	Acinetobacter species	
00141	Acinetobacter species	
00371	Acinetobacter species	



Microbiology Products

Ref. 71709 – Rev.5 / 29.08.2013



LIOFILCHEM® S.r.l. - *Microbiology Products*

Via Scozia, Zona Ind.le - 64026, Roseto degli Abruzzi (TE) - ITALY

Tel +39 0858930745 Fax +39 0858930330

Website: www.liofilchem.net E-mail: iofilchem@liofilchem.net